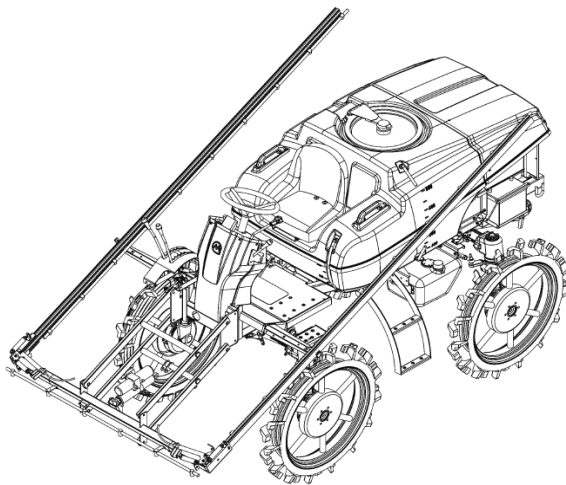


PARTS LIST

BSA-500-1.5
BSA-500-2.0

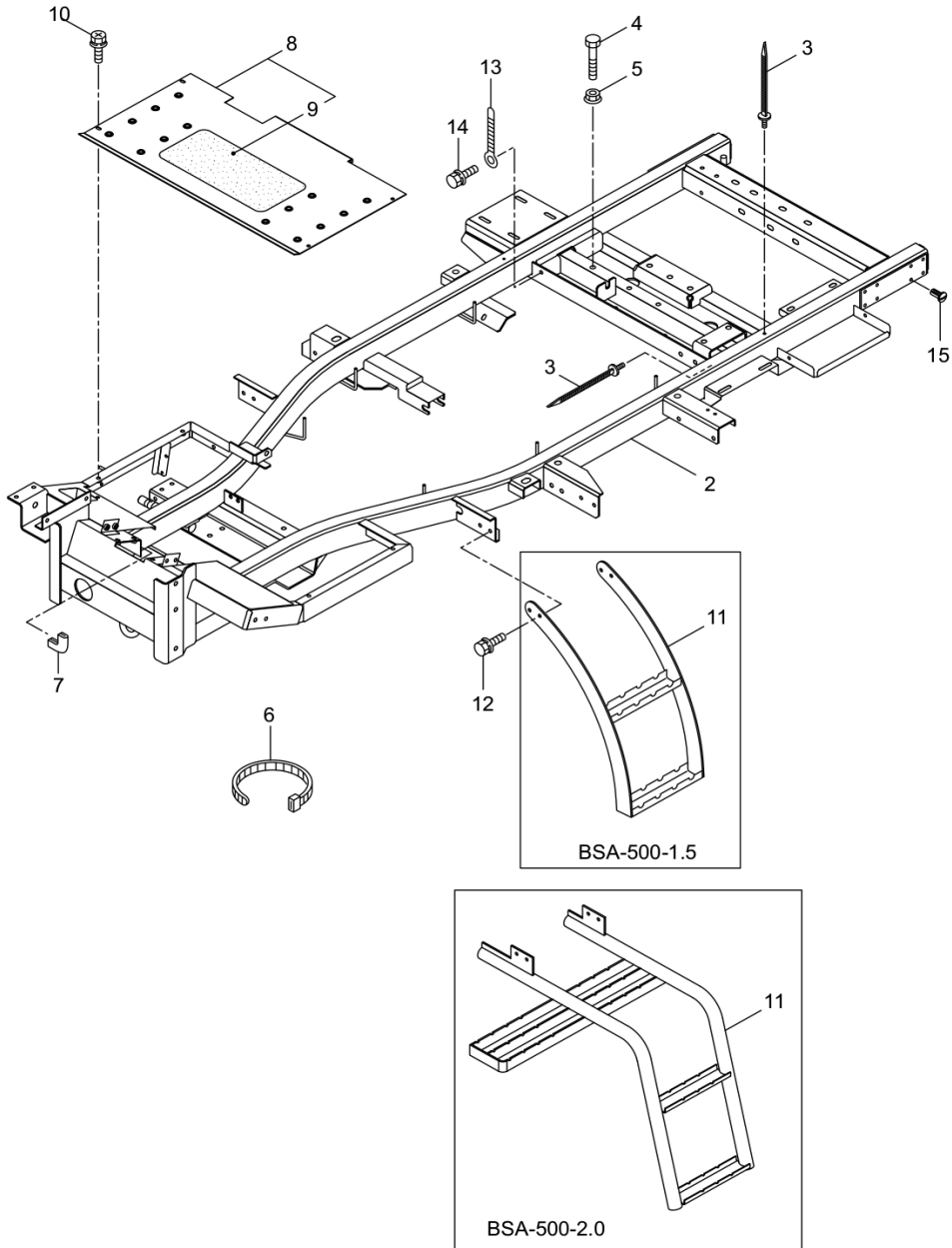


2014.05.



P/N 523722

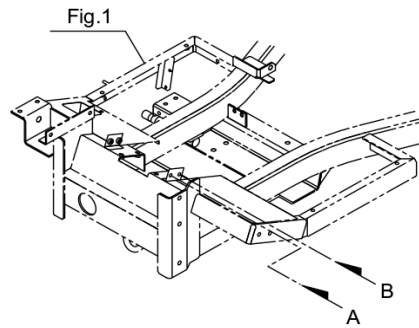
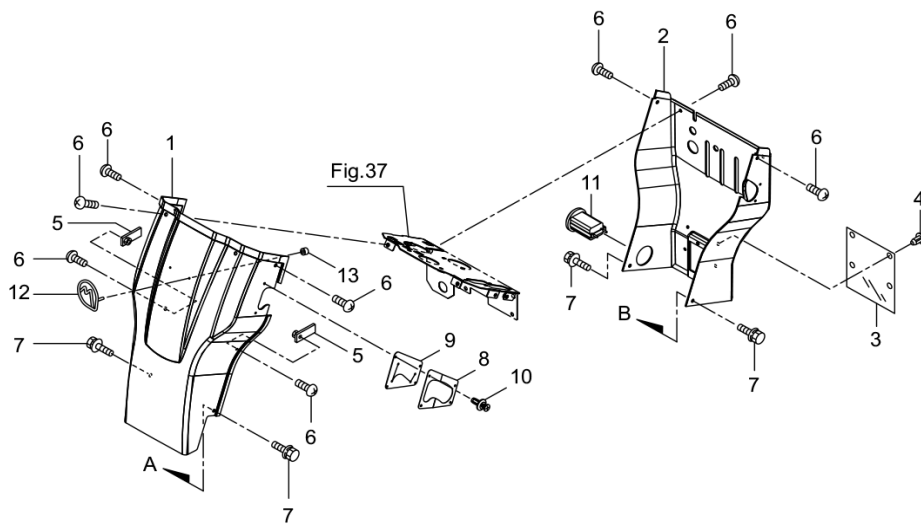
1. BSA-500-1.5/BSA-500-2.0
 FRAME, STEP, FLOOR



Status	Position	Parts Number	Parts Name	Unit Quantity	Set Unit Quantity	Specification	Remarks	Maker code
--------	----------	--------------	------------	---------------	-------------------	---------------	---------	------------

Status	Position	Parts Number	Parts Name	Unit Quantity	Set Unit Quantity	Specification	Remarks	Maker code
	1	718211	BSA-500-2.0(MEXICO)	1				
	2	867810		1				
	3	189564	CLAMP	2		REL30SDP6 イス ²		
	4	089100	BOLT M8X120X22	1		M8X120X22	M8X120X22	
	5	126201	HEX FANGE NUT	1	5	M8	M8	
	6	685050	NYLON CABLE TIE	1		CV-350B(カ ² 口)	CV-350B	
	7	865490		2		T1.6X50 750カ ² タ		
	8	864764		1			Incl.9	
	9	680933	cleat	1				
	10	862294		4		M6X16(SMカ ² イ)	M6X16	
	11	867265	STEP ASSY	1				
	12	126763	BOLT	4	5	M8X20(SM)	M8X20(SM)	
	13	683188	CLAMP BAND	1		SBT50-M6		
	14	096040		1		M6X25(SM)	M6X25(SM)	
	15	689264		16		CP-30-BC-10-カ ² 口		

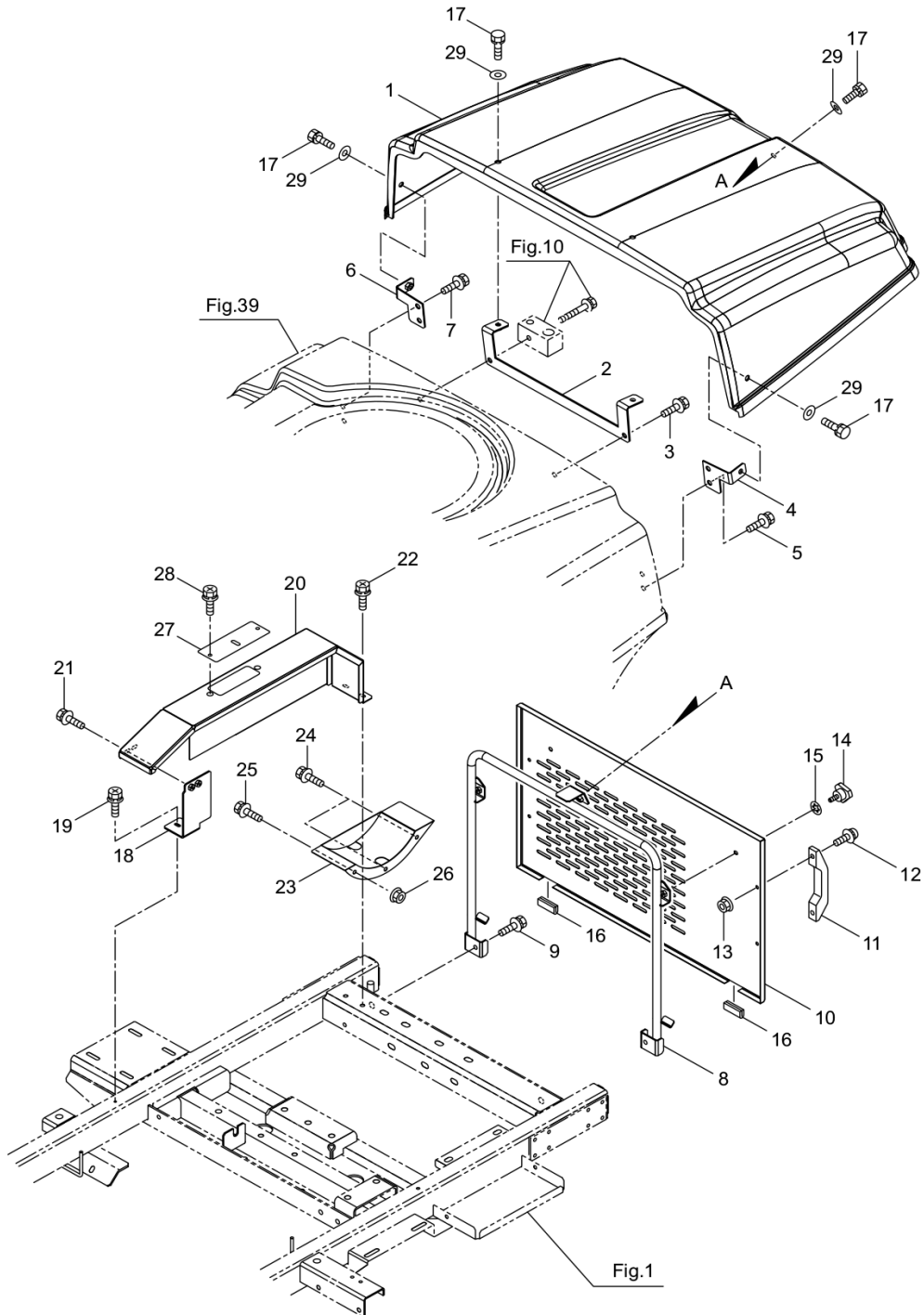
2. BSA-500-1.5/BSA-500-2.0
FRONT PANEL, OPERATION PANEL



Status	Position	Parts Number	Parts Name	Unit Quantity	Set Unit Quantity	Specification	Remarks	Maker code
--------	----------	--------------	------------	---------------	-------------------	---------------	---------	------------

Status	Position	Parts Number	Parts Name	Unit Quantity	Set Unit Quantity	Specification	Remarks	Maker code
	1	864866	FRONT PANEL	1		アカ		
	2	864868	OPERATION PANEL	1		アカ		
	3	865256		1				
	4	865943	NYLON LATCH	4		CP-522-2-3(クワ)		
	5	864870	PLATE	2				
	6	083455	SCREW	10	5	M6X14	M6X14	
	7	184779	HEX BOLT	4	5	M6X14(SM)	M6X14(SM)	
	8	865214		1				
	9	865215		1				
	10	189746	RIVET	4				
	11	198378		1		TH833CC26 マツシタ		
	12	199975	EMBLEM	1				
	13	683207		2	5	ジクヨウヨビ3		

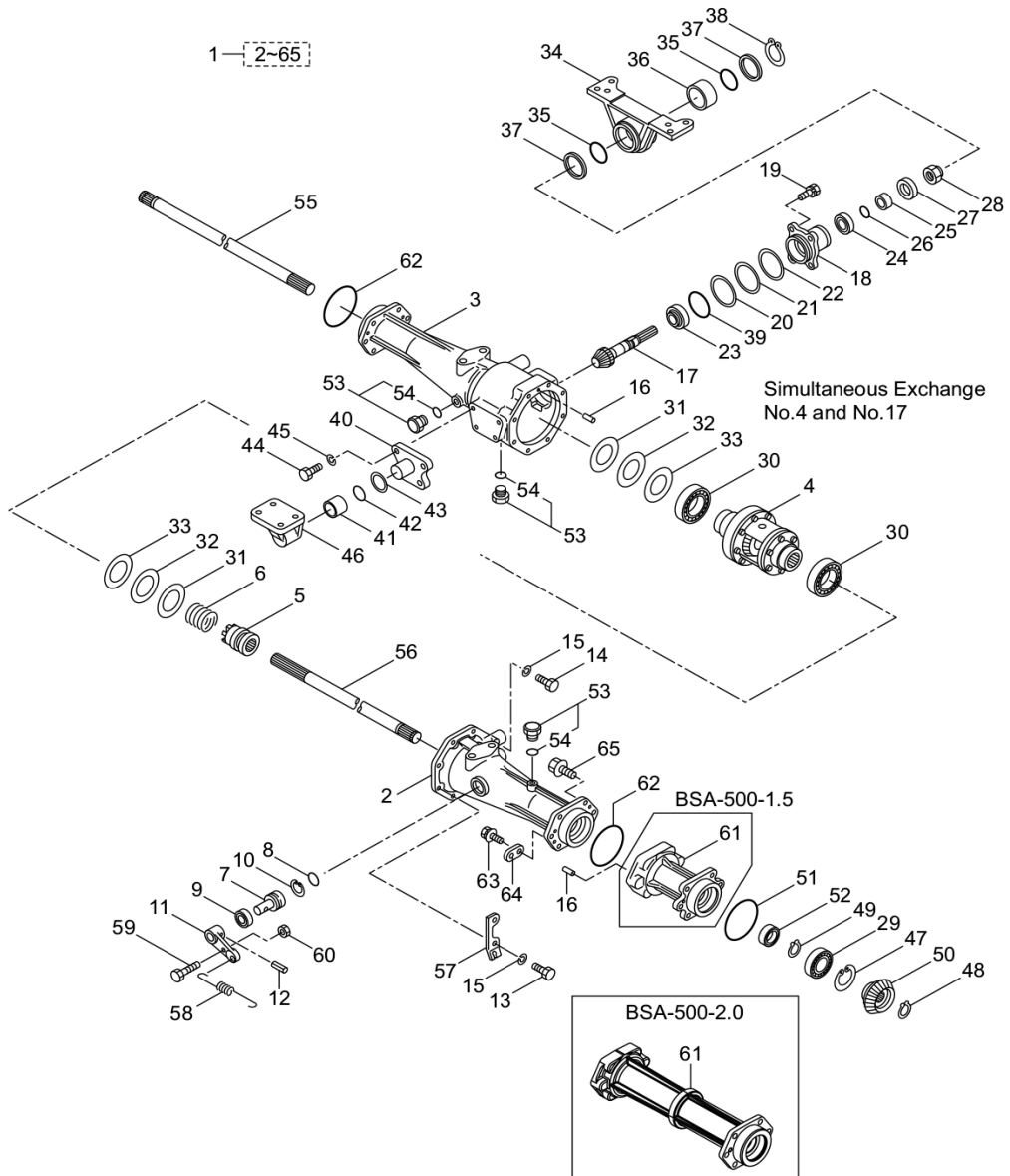
3. BSA-500-1.5/BSA-500-2.0
COVERS



Status	Position	Parts Number	Parts Name	Unit Quantity	Set Unit Quantity	Specification	Remarks	Maker code
--------	----------	--------------	------------	---------------	-------------------	---------------	---------	------------

Status	Position	Parts Number	Parts Name	Unit Quantity	Set Unit Quantity	Specification	Remarks	Maker code
	1	864873	COVER	1				
	2	864875	STAY	1				
	3	817007	BOLT	1	5	M8X16(SM)	M8X16(SM)	
	4	864876	STAY	1				
	5	817007	BOLT	2	5	M8X16(SM)	M8X16(SM)	
	6	864877	STAY	1				
	7	817007	BOLT	2	5	M8X16(SM)	M8X16(SM)	
	8	864878	PIPE ASSY	1				
	9	126763	BOLT	2	5	M8X20(SM)	M8X20(SM)	
	10	864884	COVER	1				
	11	189448	HANDLE	2		AP-829-2 タキゲン		
	12	189421	SCREW	4	5	M6X16(SM)	M6X16(SM)	
	13	550108	NUT	4	5	M6	M6	
	14	182860	KNOB BOLT	2		M6X10 タケチKT-B	M6X10	
	15	864699	WASHER	2	10	CP-29-PA-2 タキゲン		
	16	860626	EDGE MOLDING	2		30L	30L	
	17	092530	SCREW SEMS HEX	5	10	M8X25	M8X25	
	18	865196		1				
	19	817004	BOLT	1	10	M6X12(SM)	M6X12(SM)	
	20	865197	COVER	1				
	21	817004	BOLT	2	10	M6X12(SM)	M6X12(SM)	
	22	092501	BOLT	2	5	M6X16(SMK)	M6X16(SM)	
	23	865200		1				
	24	817007	BOLT	2	5	M8X16(SM)	M8X16(SM)	
	25	126763	BOLT	1	5	M8X20(SM)	M8X20(SM)	
	26	126201	HEX FANGE NUT	1	5	M8	M8	
	27	866119		1				
	28	817004	BOLT	2	10	M6X12(SM)	M6X12(SM)	
	29	019059	WASHER 8.5X25X2.6	5	5	8.5X25XT2.6	8.5X25XT2.6	

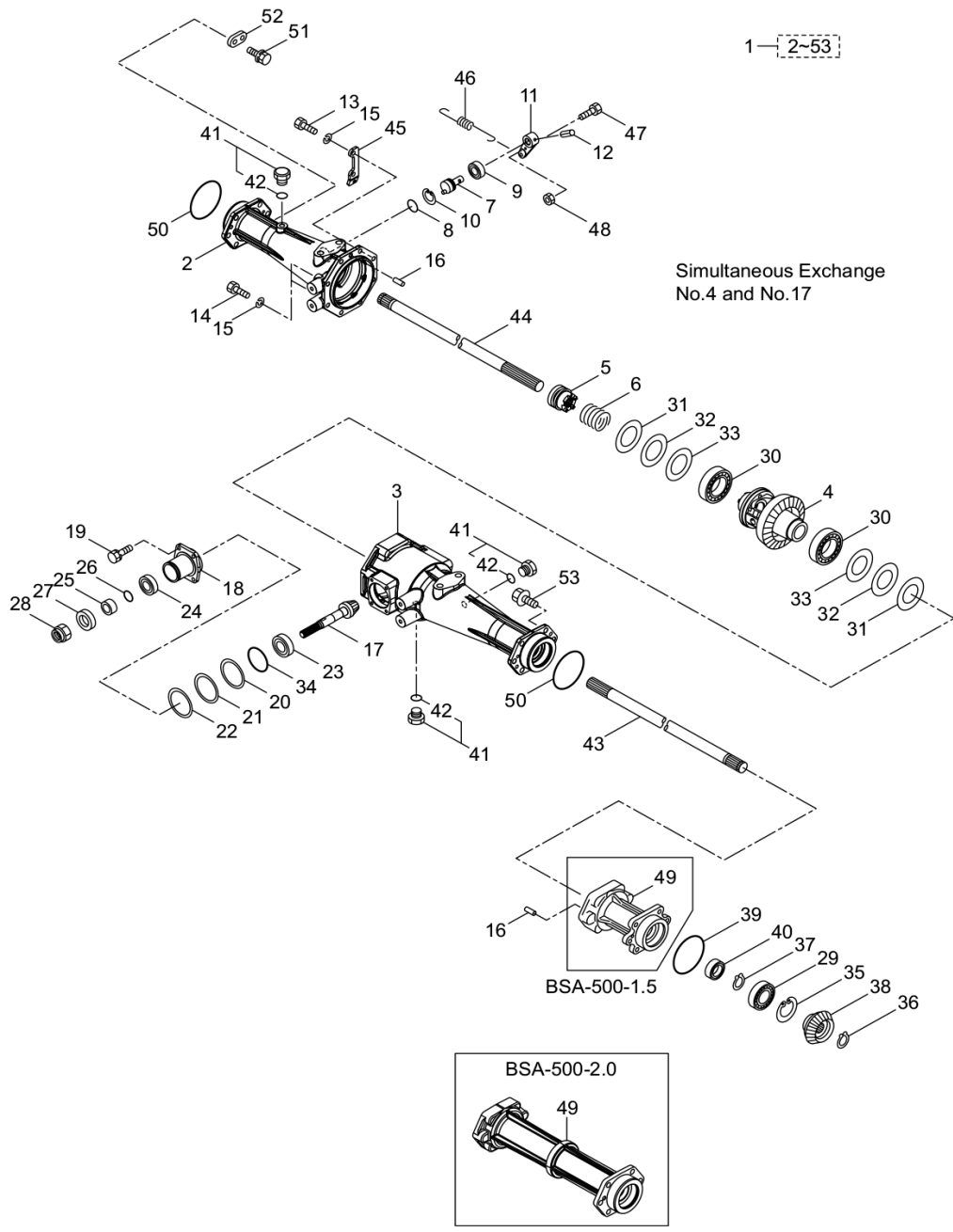
4. BSA-500-1.5/BSA-500-2.0
FRONT AXLE



Status	Position	Parts Number	Parts Name	Unit Quantity	Set Unit Quantity	Specification	Remarks	Maker code
	1	871012		1		トレット 2000	Incl.2-65 Tread 2000	
	2	861929		1				
	3	861930		1				
	4	861931	DIFFERENT GEAR BOX	1			Simultaneous Exchange No.17	
	5	861940	CLUTCH	1		251501-0200900		
	6	861941		1		251501-0206010		
	7	861942	CLUTCH PIN	1		251501-0206000		
	8	020285	O-RING CYLINDER	1	5	P24	P24	
	9	011439	OIL SEAL	1		D15307	D15307	
	10	013825	SNAP RING	1		アナヨウ30	#30	
	11	861943		1				
	12	861944		1		6X36AW	6X36AW	
	13	182626	HEX BOLT	6	5	M10X1.25X30-7T	M10X1.25X30-7T	
	14	861945	HEX BOLT-8.8	2		M10X1.25X55-8.8	M10X1.25X55-8.8	
	15	126231	WASHER LOCK	8	5	M10 2コウ	M10	
	16	141844	KNOCK PIN	3		M6-B-8X18	M6-B-8X18	
	17	861948	PINION GEAR	1			Simultaneous Exchange No.4	
	18	861949	BUSHING	1		1025-215-000		
	19	861950		4		M8X25-7T	M8X25-7T	
	20	861951	SHIM	1		1025-2126-001		
	21	861952	SHIM	1		1025-2127-001		
	22	861953	SHIM	1		1025-2128-001		
	23	861954	BEARING	1		4T30304A		
	24	861955	BEARING HI-CAP32004JR	1		4T32004X		
	25	861956	BUSH	1		1028-2119-000		
	26	014179	O-RING	1	5	P20 1コウA	P20	
	27	189848	OIL SEAL	1		TC30428	TC30428	
	28	861957	NUT	1		1983-1276-002M		
	29	182014	BEARING	2		6305LLU	6305LLU	
	30	055490	BEARING	2		6010	6010	
	31	861958		2		1007-0618-000		
	32	861959		2		1007-0618-100		
	33	861960		2		1007-0618-200		
	34	181802	BRACKET	1				
	35	012111	O-RING	2		P50	P50	
	36	181803	BUSHING	1		70B-5030	70B-5030	
	37	181804	WASHER	2		50.5X60.5XT1.6	50.5X60.5XT1.6	
	38	147175	C-RING	1		ジクヨウ50	#50	
	39	026162	O-RING	1		S60	S60	
	40	861961		1		1032-2128-00001		
	41	181806	BUSHING	1		70B-3030		
	42	014203	O-RING	1	5	P30 1コウA	P30	
	43	181807	WASHER	1		30.5X45XT1.6	30.5X45XT1.6	
	44	089415		4	5	M10X1.25X25-7T	M10X1.25X25-7T	
	45	126231	WASHER LOCK	4	5	M10 2コウ	M10	
	46	196694	BRACKET	1				
	47	056967	C-SHAPED RING 62	2		アナヨウ62	#62	
	48	153889	C-SHAPED RING	2	5	ジクヨウ24	#24	
	49	012383	C-SHAPED RING 25	2		ジクヨウ25	#25	
	50	682764	BEVEL GEAR	2		18T	18T	
	51	026171	O-RING	2		S90	S90	
	52	861963	OIL SEAL	2		SC25447	SC25447	
	53	091376	PLUG ASSY	3		G1/4	G1/4 Incl.54	
	54	023170	O-RING	3	5	P12.5	P12.5	
	55	867262		1		2000	Tread 2000	
	56	867264		1		2000	Tread 2000	

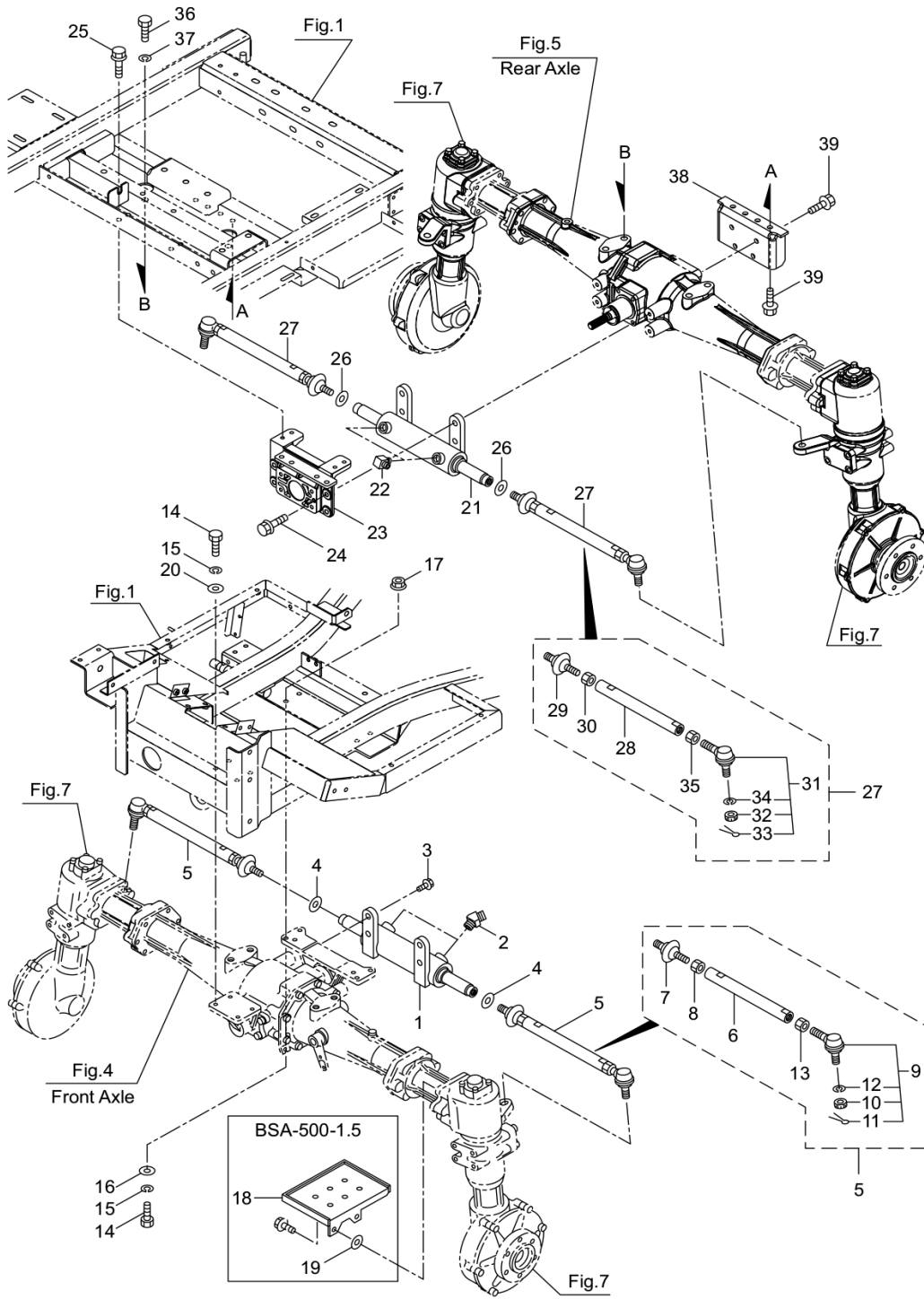
Status	Position	Parts Number	Parts Name	Unit Quantity	Set Unit Quantity	Specification	Remarks	Maker code
	57	861966	STAY	1				
	58	861967	SPRING	1				
	59	082105	BOLT M6X25	1	5	M6X25	M6X25	
	60	127298	NUT M6	1	5	M6 2 $\frac{1}{2}$	M6	
	61	867261	SPACER	2			Tread 2000	
	62	026171	O-RING	2		S90	S90	
	63	126763	BOLT	1	5	M8X20(SM)	M8X20(SM)	
	64	861989	PLATE	1				
	65	860078	HEXAGON BOLT WITH FLANGE	12		M12X1.25X30-8.8	M12X1.25X30-8.8	

5. BSA-500-1.5/BSA-500-2.0
REAR AXLE



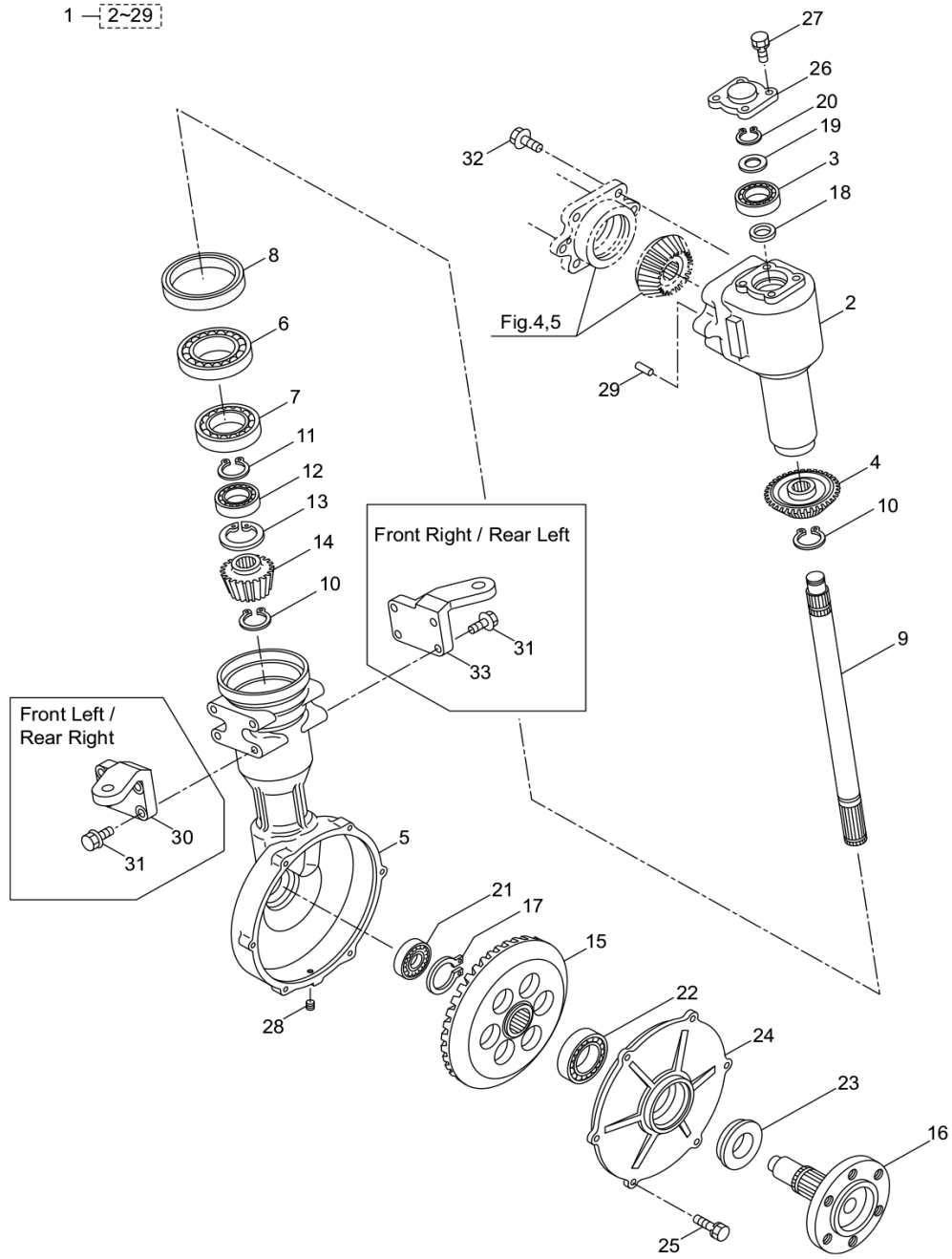
Status	Position	Parts Number	Parts Name	Unit Quantity	Set Unit Quantity	Specification	Remarks	Maker code
	1	871016		1		トレット 2000	Incl.2-53 Tread 2000	
	2	861929		1				
	3	861930		1				
	4	861931	DIFFERENT GEAR BOX	1			Simultaneous Exchange No.17	
	5	861940	CLUTCH	1		251501-0200900		
	6	861941		1		251501-0206010		
	7	861942	CLUTCH PIN	1		251501-0206000		
	8	020285	O-RING CYLINDER	1	5	P24	P24	
	9	011439	OIL SEAL	1		D15307	D15307	
	10	013825	SNAP RING	1		アサヨウ30	#30	
	11	861943		1				
	12	861944		1		6X36AW	6X36AW	
	13	182626	HEX BOLT	6	5	M10X1.25X30-7T	M10X1.25X30-7T	
	14	861945	HEX BOLT-8.8	2		M10X1.25X55-8.8	M10X1.25X55-8.8	
	15	126231	WASHER LOCK	8	5	M10 2コウ	M10	
	16	141844	KNOCK PIN	3		M6-B-8X18	M6-B-8X18	
	17	861948	PINION GEAR	1			Simultaneous Exchange No.4	
	18	861949	BUSHING	1		1025-215-000		
	19	861950		4		M8X25-7T	M8X25-7T	
	20	861951	SHIM	1		1025-2126-001		
	21	861952	SHIM	1		1025-2127-001		
	22	861953	SHIM	1		1025-2128-001		
	23	861954	BEARING	1		4T30304A		
	24	861955	BEARING HI-CAP32004JR	1		4T32004X		
	25	861956	BUSH	1		1028-2119-000		
	26	014179	O-RING	1	5	P20 1コウ	P20	
	27	189848	OIL SEAL	1		TC30428	TC30428	
	28	861957	NUT	1		1983-1276-002M		
	29	182014	BEARING	2		6305LLU	6305LLU	
	30	055490	BEARING	2		6010	6010	
	31	861958		2		1007-0618-000		
	32	861959		2		1007-0618-100		
	33	861960		2		1007-0618-200		
	34	026162	O-RING	1		S60	S60	
	35	056967	C-SHAPED RING 62	2		アサヨウ62	#62	
	36	153889	C-SHAPED RING	2	5	ジクヨウ24	#24	
	37	012383	C-SHAPED RING 25	2		ジクヨウ25	#25	
	38	682764	BEVEL GEAR	2		18T	18T	
	39	026171	O-RING	2		S90	S90	
	40	861963	OIL SEAL	2		SC25447	SC25447	
	41	091376	PLUG ASSY	3		G1/4	G1/4 Incl.42	
	42	023170	O-RING	3	5	P12.5	P12.5	
	43	867262		1		2000	Tread 2000	
	44	867264		1		2000	Tread 2000	
	45	861966	STAY	1				
	46	861967	SPRING	1				
	47	082105	BOLT M6X25	1	5	M6X25	M6X25	
	48	127298	NUT M6	1	5	M6 2コウ	M6	
	49	867261	SPACER	2			Tread 2000	
	50	026171	O-RING	2		S90	S90	
	51	126763	BOLT	1	5	M8X20(SM)	M8X20(SM)	
	52	861989	PLATE	1				
	53	860078	HEXAGON BOLT WITH FLANGE	12		M12X1.25X30-8.8	M12X1.25X30-8.8	

6. BSA-500-1.5/BSA-500-2.0
STEERING LINKAGE



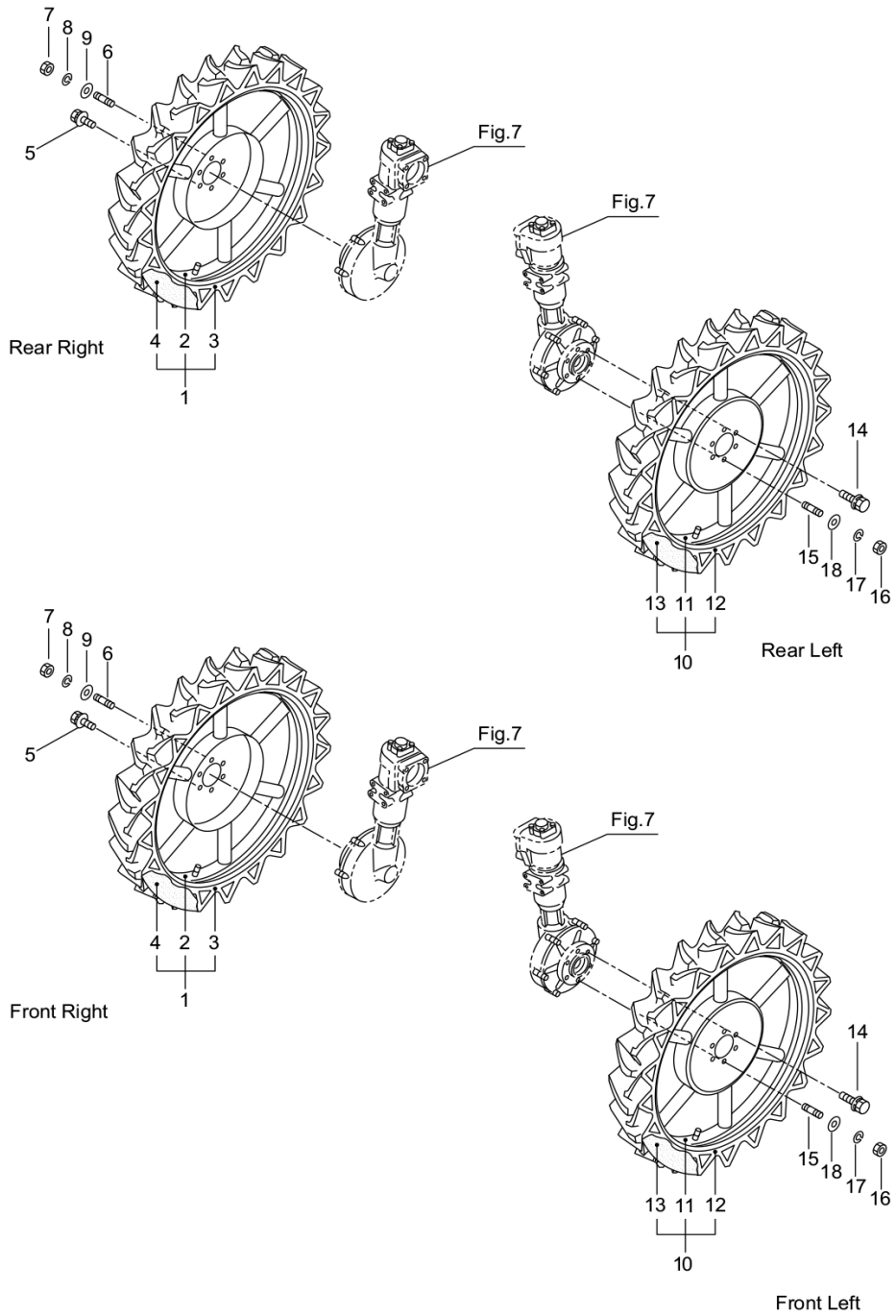
Status	Position	Parts Number	Parts Name	Unit Quantity	Set Unit Quantity	Specification	Remarks	Maker code
	1	865998	CYLINDER	1		50-25-130	50-25-130	
	2	165766	45 ELBOW	2		EP-1-201H トキワ		
	3	861728	HEXAGON BOLT WITH FLANGE	4		M10X1.25X30-8.8	M10X1.25X30-8.8	
	4	022901	WASHER	2	5	M16 ミカキ マル	M16	
	5	871013	ROD ASSY	2		2000	Incl.6-13 Tread 2000	
	6	867263		2			Tread 2000	
	7	681494	TIE ROD JOINT	2		セイトウ F640214		
	8	081084	HEX NUT M20X1.5	2		M20X1.5 3ｼﾞ	M20X1.5	
	9	181963	TIE ROD END(LEFT)	2		M17X1.5(ヒダリ)	M17X1.5(L) Incl.10-12	
	10	088236	HEX NUT	2		M12X1.25 1ｼﾞ ﾃｲ	M12X1.25	
	11	069404	COTTER PIN 3X28	2	5	3X28	3X25L	
	12	126570	WASHER LOCK MEDIUM	2	5	M12 2ｺﾞウ	M12	
	13	181965	HEX NUT M17X1.5	2		M17X1.5 3ｼﾞ(ヒダリ)	M17X1.5 (L)	
	14	089385	BOLT	8	5	M10X30-7T	M10X30-7T	
	15	126231	WASHER LOCK	8	5	M10 2ｺﾞウ	M10	
	16	013849	WASHER	4	5	M10 ミカキ マル	M10	
	17	126567	FLANGED HEX NUT M10	4	5	M10 トクｼ	M10	
	20	040203	WASHER 10.5X30XT3.2	4		10.5X30XT3.2	10.5X30XT3.2	
	21	865998	CYLINDER	1		50-25-130	50-25-130	
	22	650166	90 ELBOW	2		BS 8022-04		
	23	864893	BRACKET	1				
	24	864894	HEXAGON BOLT WITH FLANGE	4		M10X1.25X40-8.8	M10X1.25X40-8.8	
	25	860841	BOLT	4		M10X1.25X25-8.8	M10X1.25X25-8.8	
	26	022901	WASHER	2	5	M16 ミカキ マル	M16	
	27	871013	ROD ASSY	2		2000	Incl.28-35 Tread 2000	
	28	867263		2			Tread 2000	
	29	681494	TIE ROD JOINT	2		セイトウ F640214		
	30	081084	HEX NUT M20X1.5	2		M20X1.5 3ｼﾞ	M20X1.5	
	31	181963	TIE ROD END(LEFT)	2		M17X1.5(ヒダリ)	M17X1.5(L) Incl.32-34	
	32	088236	HEX NUT	2		M12X1.25 1ｼﾞ ﾃｲ	M12X1.25	
	33	069404	COTTER PIN 3X28	2	5	3X28	3X25L	
	34	126570	WASHER LOCK MEDIUM	2	5	M12 2ｺﾞウ	M12	
	35	181965	HEX NUT M17X1.5	2		M17X1.5 3ｼﾞ(ヒダリ)	M17X1.5 (L)	
	36	864895	BOLT	2		M16X1.5X25-8.8	M16X1.5X25-8.8	
	37	126569	WASHER LOCK	2	5	M16 2ｺﾞウ	M16	
	38	865213		1				
	39	860919	BOLT	8		M10X1.25X20-8.8	M10X1.25X20-8.8	

7. BSA-500-1.5/BSA-500-2.0
 KNUCKLE



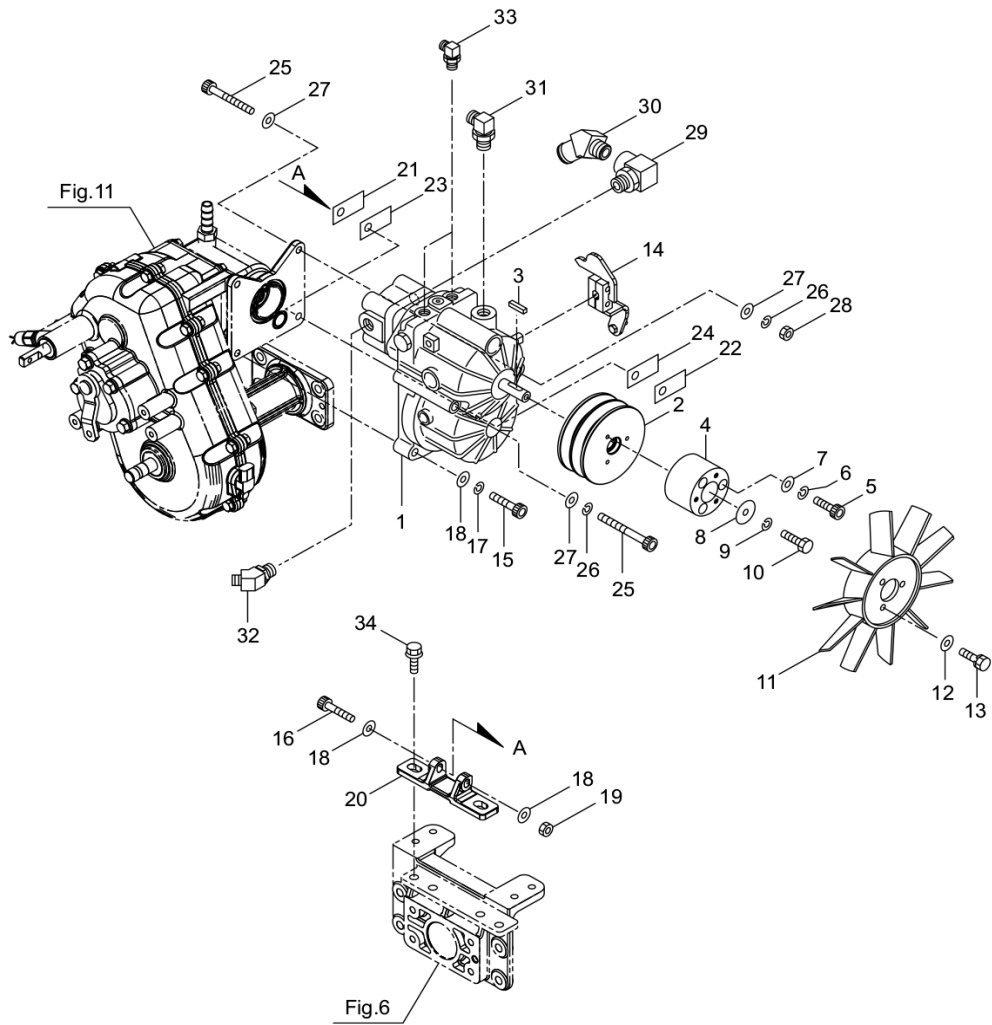
Status	Position	Parts Number	Parts Name	Unit Quantity	Set Unit Quantity	Specification	Remarks	Maker code
	1	861857	KNUCKLE ASSY	4		BSA-650	Incl.2-29	
	2	861858	GEAR CASE	4				
	3	108252	BEARING 6204ZZ	4		6204ZZ	6204ZZ	
	4	682763	BEVEL GEAR	4		20T	20T	
	5	861860	GEAR CASE	4				
	6	651199	BEARING	4		6012DDU	6012DDU	
	7	684669	BEARING	4		6010DDU	6010DDU	
	8	861862	OIL SEAL	4		AQ7981PO NOK	AQ7981PO NOK	
	9	863086	SHAFT	4				
	10	153889	C-SHAPED RING	8	5	ｼﾞｸヨｸ24	#24	
	11	012383	C-SHAPED RING 25	4		ｼﾞｸヨｸ25	#25	
	12	651557	BEARING	4		#6205DDU	6205DDU	
	13	147268	C-RING	4		ﾌﾞﾙｯｸ52	#52	
	14	181989	BEVEL GEAR	4		14T	14T	
×	15	181990	BEVEL GEAR	4		54T	54T	
	16	861864	WHEEL SHAFT	4				
	17	181994	C-SHAPED RING	4		ｼﾞｸヨｸ34	#34	
	18	196709	COLLAR	4				
	19	680466	WASHER	4		AS1104	AS1104	
	20	047866	C-SHAPED SNAP RING	4	5	ｼﾞｸヨｸ20	#20	
	21	108252	BEARING 6204ZZ	4		6204ZZ	6204ZZ	
	22	063476	BEARING	4		#6207ZZ	#6207ZZ	
	23	157045	OIL SEALING	4		QLF35621215	QLF35621215	
	24	181995	FLANGE	4				
	25	096051	BOLT SW	24	5	M8X20-7T	M8X20-7T	
	26	196496	CASE	4				
	27	096051	BOLT SW	16	5	M8X20-7T	M8X20-7T	
	28	165769	PLUG	4		PT1/8	PT1/8	
	29	141844	KNOCK PIN	4		M6-B-8X18	M6-B-8X18	
	30	861867	KNUCKLE ARM	2				
	31	861728	HEXAGON BOLT WITH FLANGE	16		M10X1.25X30- 8.8	M10X1.25X30- 8.8	
	32	860078	HEXAGON BOLT WITH FLANGE	24		M12X1.25X30- 8.8	M12X1.25X30- 8.8	
	33	861865	KNUCKLE ARM	2				

8. BSA-500-1.5/BSA-500-2.0
WHEEL



Status	Position	Parts Number	Parts Name	Unit Quantity	Set Unit Quantity	Specification	Remarks	Maker code
	1	862867	WHEEL ASSY	2		ミギ	(R) Incl.2-4	
	2	862673	WHEEL	2		4JAX26WDC	4JAX26WDC	
	3	862868	TIRE	2		120/90-26AG	120/90-26AG	
	4	682524	TUBE	2				
	5	190124	BOLT WSW	8		M12X1.25X30-7T	M12X1.25X30-7T	
	6	196721	STUD BOLT	4		M12X1.25	M12X1.25	
	7	081055	NUT	4	5	M12X1.25 2ｼﾞ	M12X1.25	
	8	126570	WASHER LOCK MEDIUM	4	5	M12 2ｺﾞ ｳ	M12	
	9	126575	WASHER	4	5	M12 ミｶﾞ ｷﾏﾙ	M12	
	10	862869	WHEEL ASSY	2		ヒﾀﾞﾘ	(R) Incl.11-13	
	11	862673	WHEEL	2		4JAX26WDC	4JAX26WDC	
	12	862868	TIRE	2		120/90-26AG	120/90-26AG	
	13	682524	TUBE	2				
	14	190124	BOLT WSW	8		M12X1.25X30-7T	M12X1.25X30-7T	
	15	196721	STUD BOLT	4		M12X1.25	M12X1.25	
	16	081055	NUT	4	5	M12X1.25 2ｼﾞ	M12X1.25	
	17	126570	WASHER LOCK MEDIUM	4	5	M12 2ｺﾞ ｳ	M12	
	18	126575	WASHER	4	5	M12 ミｶﾞ ｷﾏﾙ	M12	

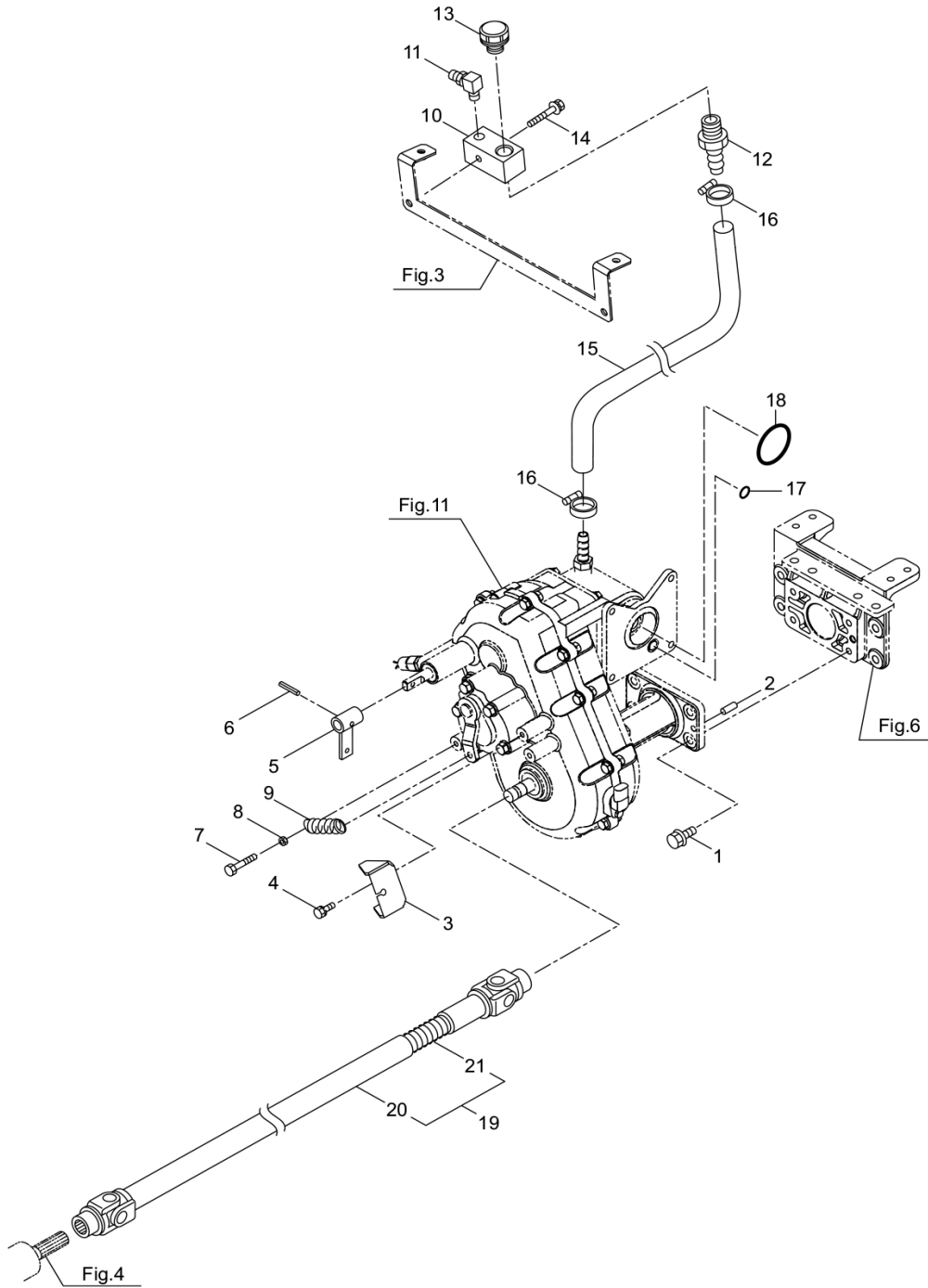
9. BSA-500-1.5/BSA-500-2.0
HST



Status	Position	Parts Number	Parts Name	Unit Quantity	Set Unit Quantity	Specification	Remarks	Maker code
--------	----------	--------------	------------	---------------	-------------------	---------------	---------	------------

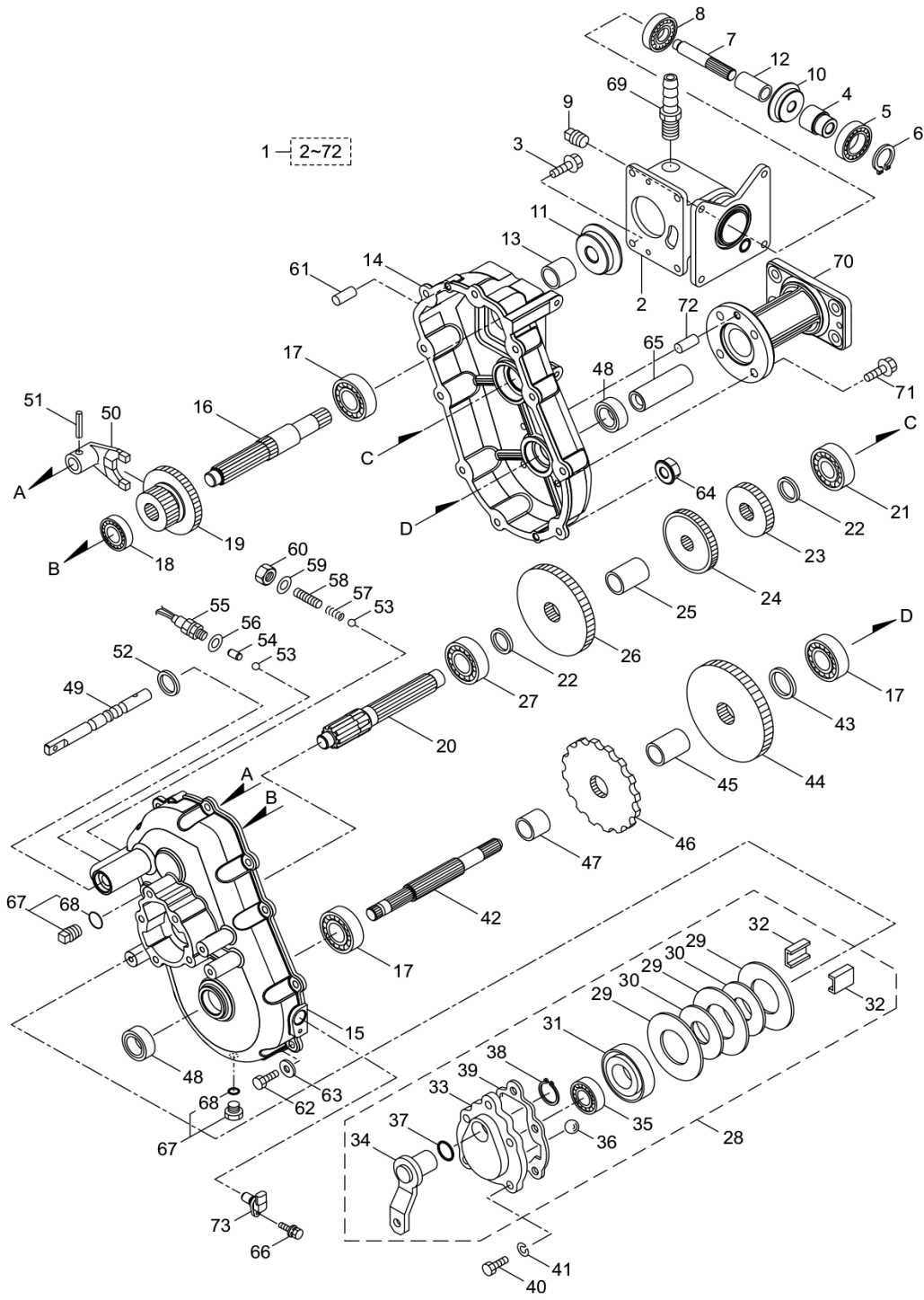
Status	Position	Parts Number	Parts Name	Unit Quantity	Set Unit Quantity	Specification	Remarks	Maker code
	1	864744	HST BODY	1		LT-17UFA		
	2	864745		1				
	3	868949	KEY	1				
	4	868476		1				
	5	087819	CAP SCREW M6X25	3		M6X25	M6X25	
	6	126568	SPRING WASHER	3	5	M6 2ｺﾞ ｳ	M6	
	7	127239	WASHER	3	10	M6 ミｶﾞ キﾏﾙ	M6	
	8	143367	WASHER	1	5	6.1X25XT3.2	6.1X25XT3.2	
	9	126568	SPRING WASHER	1	5	M6 2ｺﾞ ｳ	M6	
	10	654504	BOLT	1		M6X25-10.9	M6X25-10.9	
	11	864751	FAN	1		864752ﾌﾞｲｺﾞｺﾞ		
	12	022981	WASHER	3	10	6.5X15XT2	6.5X15XT2	
	13	092505	BOLT SW(M6X16)	3	10	M6X16	M6X16	
	14	865014		1				
	15	087857		1		M8X55X22	M8X55X22	
	16	867161		1		M8X70X28-12.9	M8X70X28-12.9	
	17	126232	WASHER SPRING	1	10	M8 2ｺﾞ ｳ	M8	
	18	127216	WASHER	3	5	M8 ミｶﾞ キﾏﾙ	M8	
	19	109287	NUT	1		M8 1ｼﾞ ﾅﾐｶﾞﾀ	M8	
	20	865491	BRACKET	1				
	21	868797		1		ASACS-T0.1-D8.5	0.1	
	22	868798		1		ASACS-T0.2-D8.5	0.2	
	23	868795		1		ASACS-T0.3-D8.5	0.3	
	24	868796		1		ASACS-T0.5-D8.5	0.5	
	25	865615	CAP SCREW	2		M8X125X25-10.9	M8X125X25-10.9	
	26	126232	WASHER SPRING	2	10	M8 2ｺﾞ ｳ	M8	
	27	127216	WASHER	3	5	M8 ミｶﾞ キﾏﾙ	M8	
	28	126990	NUT	1	5	M8 2ｼﾞ	M8	
	29	864761	90-ELBOW(1/2)	1		1125-12 ﾉｼﾞ ｺﾞｱｯ		
	30	864762	45-ELBOW	1		R1/2 X 25.4	R1/2X25.4	
	31	864763	90-ELBOW	1		WEUP-0-433H ﾄｷﾌ		
	32	680232	45-ELBOW	1		WEP-1-141H ﾄｷﾌ		
	33	186169	90 DEG ELBOW	2		WEP-0-211H ﾄｷﾌ		
	34	860919	BOLT	2		M10X1.25X20-8.8	M10X1.25X20-8.8	

10. BSA-500-1.5/BSA-500-2.0
SUB MISSION, PROPELLER SHAFT



Status	Position	Parts Number	Parts Name	Unit Quantity	Set Unit Quantity	Specification	Remarks	Maker code
	1	864894	HEXAGON BOLT WITH FLANGE	4		M10X1.25X40-8.8	M10X1.25X40-8.8	
	2	141844	KNOCK PIN	1		M6-B-8X18	M6-B-8X18	
	3	864998		1				
	4	092513	HEX-HEAD SCREW	2	10	M8X16	M8X16	
	5	864999		1				
	6	062958		1		6X22 AW	6X22AW	
	7	080152		1	5	M8X50X26	M8X50X26	
	8	126990	NUT	1	5	M8 2ｼ1	M8	
	9	174512	SPRING	1		2.0-68L		
	10	865002		1				
	11	862045		1		L1N1/4-PT1/4ニツタ	L1N1/4-PT1/4	
	12	862043		1		101-12 7ｼ7 コｸﾞｱｯｼ		
	13	292502	CAP	1		KRM-AB2-F		
	14	817018		1	5	M8X50(SM)	M8X50(SM)	
	15	865003	HOSE	1		12.7X22X560L	12.7X22X560L	
	16	862107	HOSE BAND	2				3205900
	17	049106	O-RING	1	5	S15	S15	
	18	015856	O-RING	1		G55	G55	
×	19	867613	PROPELLER SHAFT ASSY	1		BSA-500	Incl.20,21	
×	20	867614	JOIN ASSY	1		CP-52-VVA-26		
×	21	825012	SPRING	1				

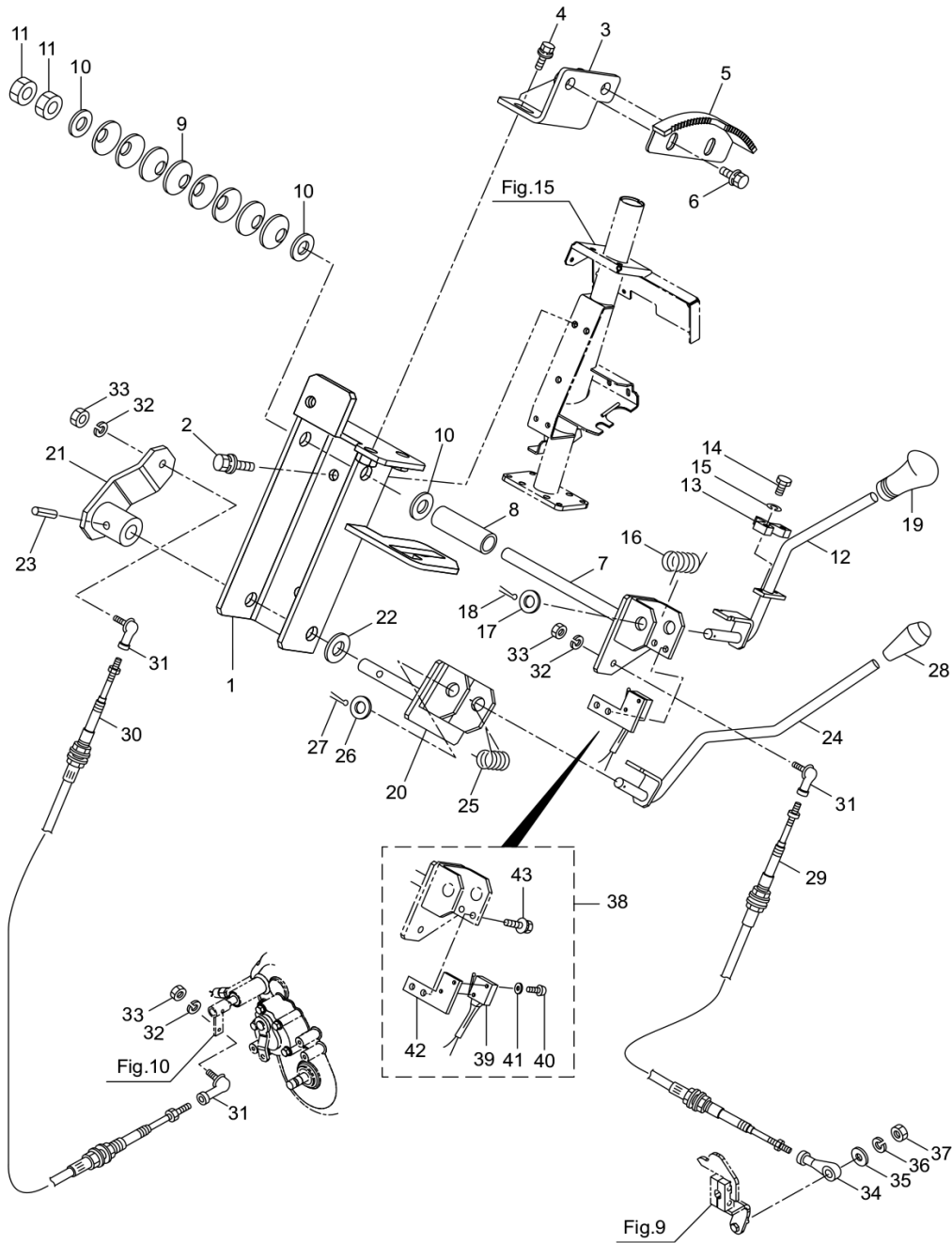
11. BSA-500-1.5/BSA-500-2.0
 SUB MISSION (Detailed Drawing)



Status	Position	Parts Number	Parts Name	Unit Quantity	Set Unit Quantity	Specification	Remarks	Maker code
	1	864964	SUB-MISSION ASSY	1		BSA-500	Incl.2-72	
	2	866017		1				
	3	688793		4		M8X20	M8X20	
	4	864967	JOINT	1				
	5	179803	BEARING	1		#6905	#6905	
	6	145096	C-RING	1	5	ﾌﾞﾗｲﾄﾞ42	#42	
	7	864968	SHAFT	1				
	8	685366	BEARING	1		#6201	#6201	
	9	145964	PLUG	1		R1/4	R1/4	
	10	864969	GEAR	1		MM2.5-20	MM2.5-20	
	11	864970	GEAR	1		MM2.5-20	MM2.5-20	
	12	864971		1				
	13	864972		1				
	14	864973		1				
	15	864975		1				
	16	864977		1				
	17	013832	BEARING 6203	3		#6203	#6203	
	18	012544	BEARING	1		#6202	#6202	
	19	864978		1				
	20	863754		1				
	21	056084	BEARING 6303	1		#6303	#6303	
	22	864980		2		20.2X30X2L	20.2X30X2L	
	23	864981		1				
	24	864982		1				
	25	864983		1		20.2X30X35L	20.2X30X35L	
	26	864984		1				
	27	015710	BEARING OUTER 6204	1		#6204	#6204	
	28	862111	WET BREAK ASSY	1		ﾌﾞﾚｰｷ	Incl.29-39	
	29	862112		3		ﾌﾞﾚｰｷ W6119-9-10		
	30	862113	DISC COMP	2		ﾌﾞﾚｰｷ W6119-7		
	31	862114		1		ﾌﾞﾚｰｷ W6119-410L		
	32	864405		2		862115ｼﾌﾄｶｯﾌﾟ		
	33	862116	SIDE CASE COVER(L)	1		800101-0102050		
	34	862117	BRAKE ARM	1		ﾌﾞﾚｰｷ		
	35	576691	BEARING	1		#6202	6202	
	36	862118	BALL	3		12.7	12.7	
	37	011338	O-RING P18	1	5	P18	P18	
	38	056098		1		ｼﾌﾄﾖｰｸ22	#22	
	39	862119	PACKING	1		800101-0104010		
	40	088492		5		M10X25-8.8	M10X25-7T	
	41	126231	WASHER LOCK	5	5	M10 2ﾌﾟﾛｯｸ	M10	
	42	864985	Shaft	1				
	43	864986		1		22X27.2X5L	22X27.2X5L	
	44	864987		1				
	45	864988		1		22X27.2X34.5L	22X27.2X34.5L	
	46	864989		1				
	47	864990		1		22X27.2X25.5L	22X27.2X25.5L	
	48	864991	RETAINER D17328 OIL SEAL	2		D17328(AE0751H6)	D17328	
	49	864992	SHIFT ROD	1				
	50	862108		1				
	51	062958		1		6X22 AW	6X22AW	
	52	864993		1		D14257(AE0519E0)	D14257	
	53	146417	BALL	2		2019-05-16	5/16	
	54	864994		1		M8-B-8X15	M8-B-8X15	
	55	154815	SWITCH	1		ﾓﾀｰｺﾝﾄﾚｰﾙ ﾖｰｸ		
	56	864599		1		NOK M14 WFｶﾞﾀ	M14	
	57	175708		1				
	58	088967		1	5	M10X30 ｽﾍﾟｰｼﾝｸﾞ	M10X30	
	59	056080	SEAL WASHER M10	1		M10ﾖｰｸ	M10	
	60	081050	HEX. NUT	1	5	M10 3ｼﾞ	M10	
	61	141844	KNOCK PIN	2		M6-B-8X18	M6-B-8X18	
	62	128213	SCREW HEX	10	5	M8X25	M8X25	

Status	Position	Parts Number	Parts Name	Unit Quantity	Set Unit Quantity	Specification	Remarks	Maker code
	63	127216	WASHER	10	5	M8 ミカ キマル	M8	
	64	126201	HEX FANGE NUT	10	5	M8	M8	
	65	864997	JOINT	1				
	66	096037	BOLT	1	5	M6X16(SM)	M6X16(SM)	
	67	091376	PLUG ASSY	2		G1/4	G1/4 Incl.68	
	68	023170	O-RING	2	5	P12.5	P12.5	
	69	862043		1		101-12 フジ コウアツ		
	70	864995	JOINT	1				
	71	861290	Frang Bolt(Hex)	4		M10X25 2ｼﾞ	M10X25	
	72	141844	KNOCK PIN	1		M6-B-8X18	M6-B-8X18	
	73	197013	ROTATIONAL SENSOR	1				

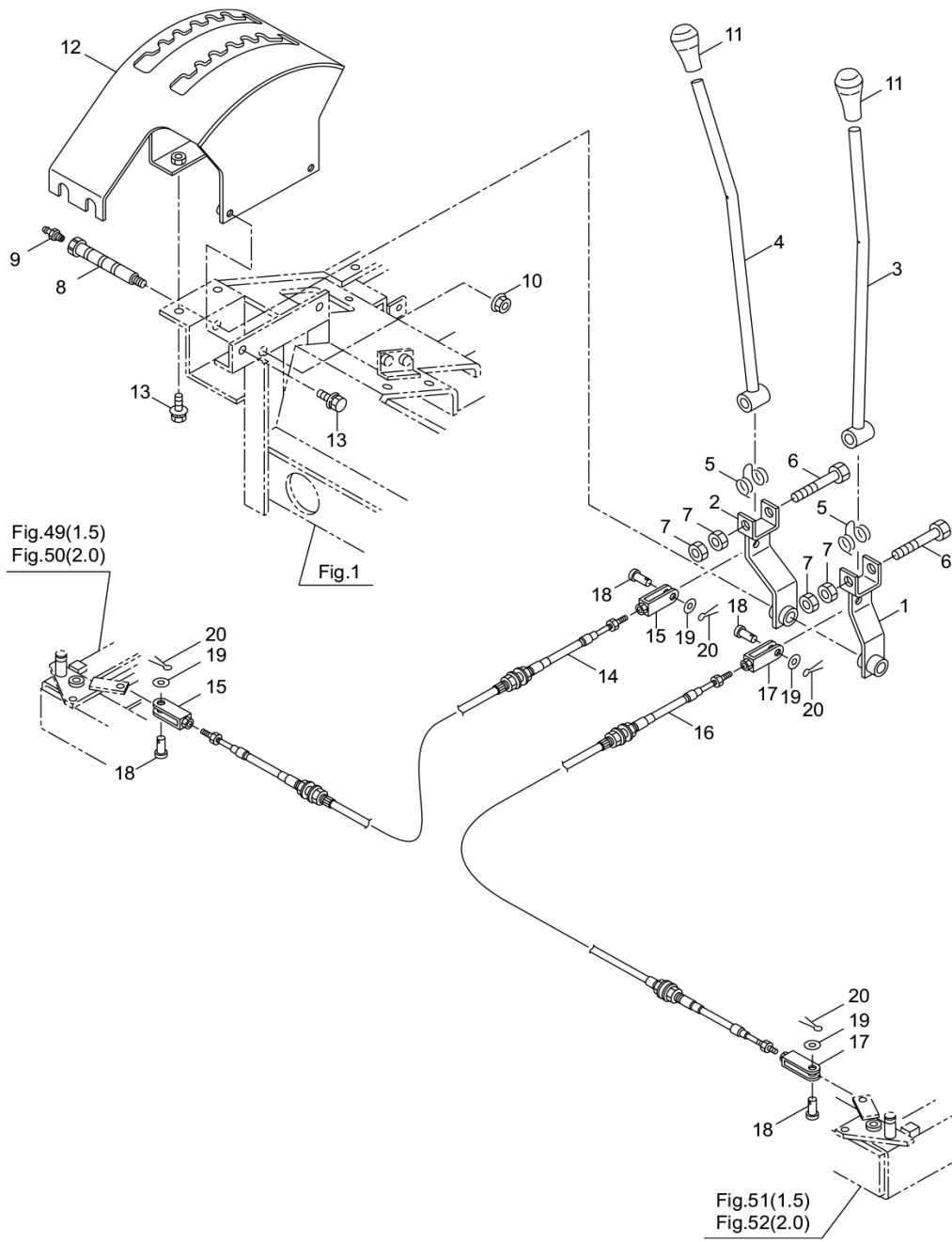
12. BSA-500-1.5/BSA-500-2.0
SHIFT LEVER



Status	Position	Parts Number	Parts Name	Unit Quantity	Set Unit Quantity	Specification	Remarks	Maker code
--------	----------	--------------	------------	---------------	-------------------	---------------	---------	------------

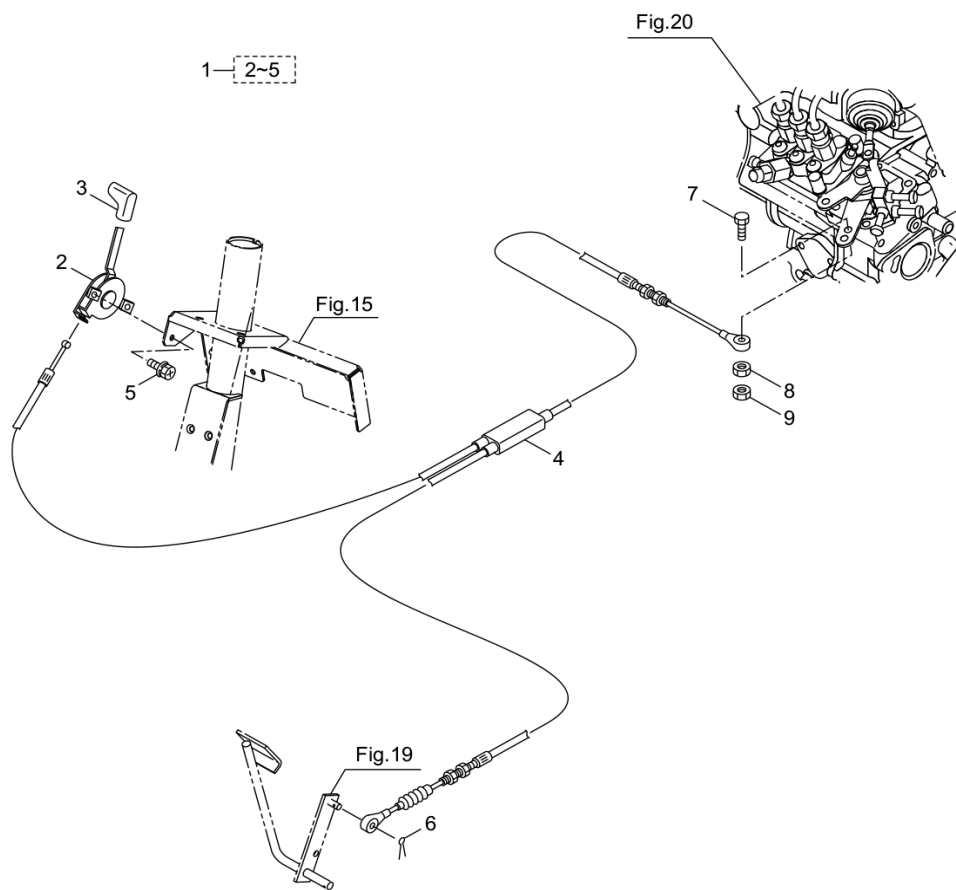
Status	Position	Parts Number	Parts Name	Unit Quantity	Set Unit Quantity	Specification	Remarks	Maker code
	1	865994		1				
	2	126763	BOLT	3	5	M8X20(SM)	M8X20(SM)	
	3	864793		1				
	4	126763	BOLT	2	5	M8X20(SM)	M8X20(SM)	
	5	861629		1				
	6	126763	BOLT	2	5	M8X20(SM)	M8X20(SM)	
	7	864794		1				
	8	864798		1		12.7X17.3X52.5L	12.7X17.3X52.5L	
	9	088543	DISC SPRING	8	5	カ ^レ イ ^ビ H25	H25	
	10	126575	WASHER	3	5	M12 ミカ ^レ キマル	M12	
	11	081061	NUT	2	5	M12 2 ^シ ユ	M12	
	12	864799	LEVER	1				
	13	861625		1				
	14	089857		2	5	M6X16-8.8T 2 ^キ コ ^ウ	M6X16-8.8T	
	15	126568	SPRING WASHER	2	5	M6 2 ^コ ウ	M6	
	16	861626		1				
	17	146433	WASHER	1	10	13.5X26XT2.3	13.5X26XT2.3	
	18	014314	COTTER PIN	1	10	2X18	2X18	
	19	192196	GRIP	1		ク ^ロ		
	20	864802		1				
	21	867493		1				
	22	126575	WASHER	1	5	M12 ミカ ^レ キマル	M12	
	23	865826		1		6X26 AW	6X26AW	
	24	864809		1				
	25	861639		1				
	26	146433	WASHER	1	10	13.5X26XT2.3	13.5X26XT2.3	
	27	014314	COTTER PIN	1	10	2X18	2X18	
	28	069664	KNOB	1				
	29	864811	PUSH PULL WIRE	1		2478L	2478L	
	30	864812	PUSH PULL WIRE	1		1461L	1461L	
	31	864185	ROD END	3		BL6D THK	BL6D	
	32	126568	SPRING WASHER	3	5	M6 2 ^コ ウ	M6	
	33	127298	NUT M6	3	5	M6 2 ^シ ユ	M6	
	34	861650	ROD END	1		NHS6T THK	NHS6T	
	35	127239	WASHER	1	10	M6 ミカ ^レ キマル	M6	
	36	126568	SPRING WASHER	1	5	M6 2 ^コ ウ	M6	
	37	127298	NUT M6	1	5	M6 2 ^シ ユ	M6	
	38	864813		1		BSA-500	Incl.39-43	
	39	864778	CONTROLLER	1				
	40	088306		2		M3X20	M3X20	
	41	065000	WASHER	2	10	M3 ミカ ^レ キマル	M3	
	42	864814		1				
	43	092576		2		M5X12(SM)	M5X12(SM)	

13. BSA-500-1.5/BSA-500-2.0
BOOM LEVER



Status	Position	Parts Number	Parts Name	Unit Quantity	Set Unit Quantity	Specification	Remarks	Maker code
	1	860150	BRACKET	1				
	2	860154	BRACKET	1				
	3	864944	LEVER	1				
	4	864946	LEVER	1				
	5	195729	SPRING	2				
	6	080470	BOLT	2		M12X70LX38S	M12X70LX38S	
	7	081061	NUT	4	5	M12 2ｼﾞ	M12	
	8	860159	BOLT	1				
	9	069553	GREASE NIPPLE	1		A-MT6X1ｶﾞﾀ	A-MT6X1	
	10	126567	FLANGED HEX NUT M10	1	5	M10 トｸｼﾞ	M10	
	11	069664	KNOB	2				
	12	864075	BLACKET ASSY	1				
	13	126763	BOLT	4	5	M8X20(SM)	M8X20(SM)	
	14	864077	PUSH PULL WIRE	1		ニホンフレツクス MH92350		
	15	861386	JOINT ASSY	2		M6	M6	
	16	864078	WIRE	1		ニホンフレツクス MH92360		
	17	861386	JOINT ASSY	2		M6	M6	
	18	067030	CLEVIS PIN	4				
	19	127216	WASHER	4	5	M8 ミｶﾞ キマル	M8	
	20	014314	COTTER PIN	4	10	2X18	2X18	

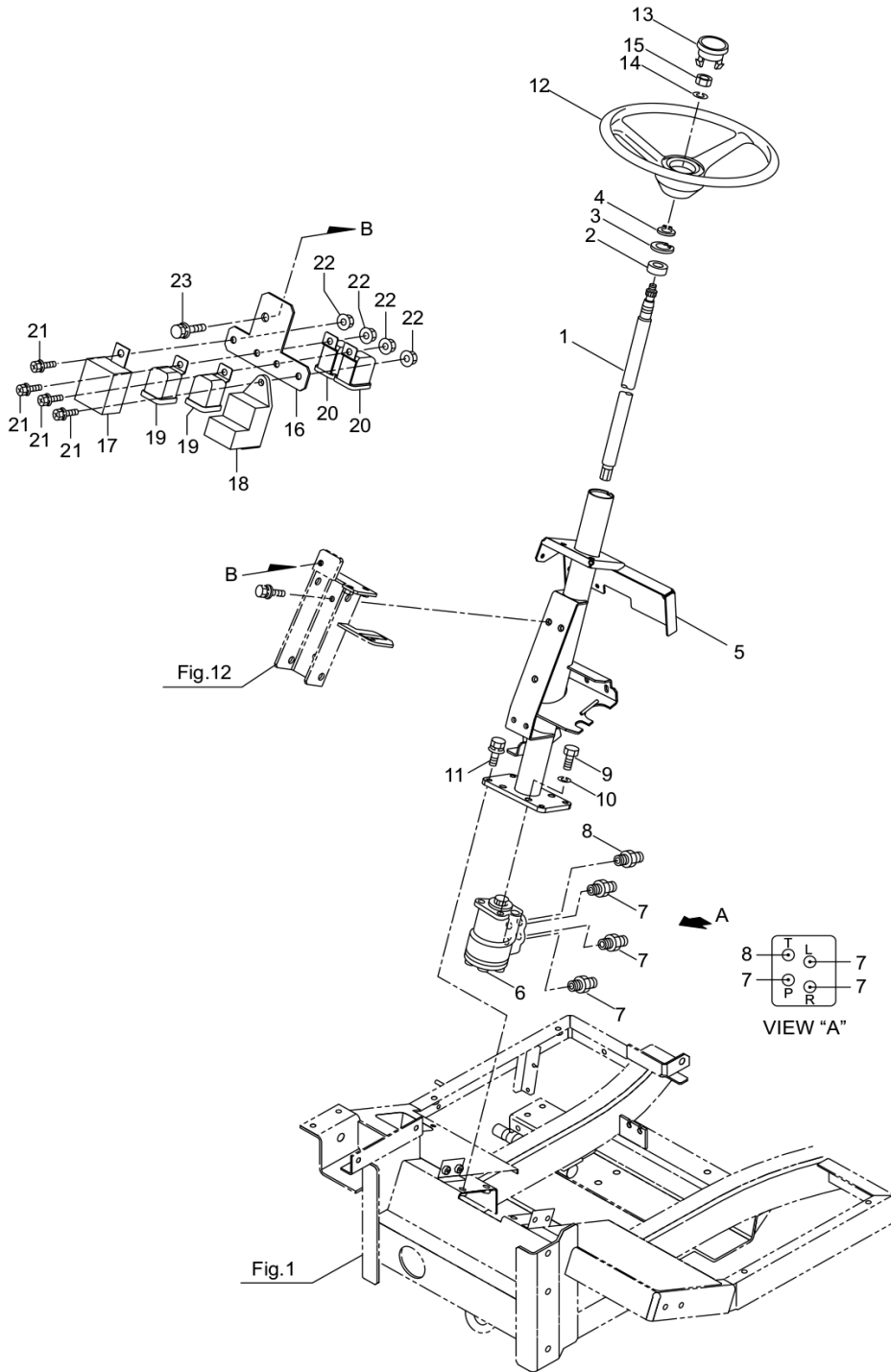
14. BSA-500-1.5/BSA-500-2.0
THROTTLE LEVER



Status	Position	Parts Number	Parts Name	Unit Quantity	Set Unit Quantity	Specification	Remarks	Maker code
--------	----------	--------------	------------	---------------	-------------------	---------------	---------	------------

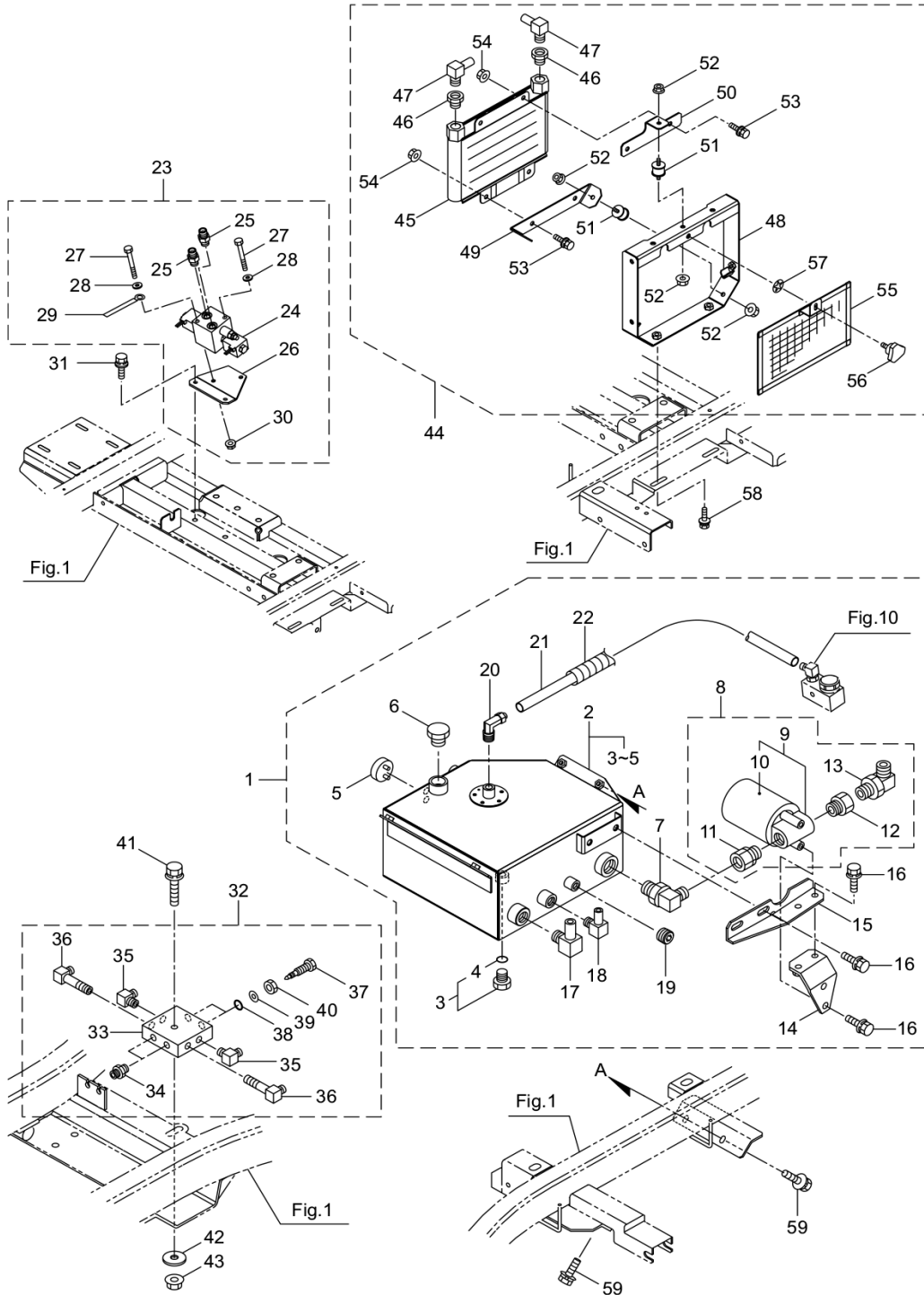
Status	Position	Parts Number	Parts Name	Unit Quantity	Set Unit Quantity	Specification	Remarks	Maker code
	1	864937	THROTTLE LEVER ASSY	1			Incl.2-5	
	2	860116	THROTTLE LEVER ASSY	1		E332242		
	3	860117		1		Lｶﾞﾀ		
	4	864943	PULL CABLE	1		ニホンフレックスMH92401		
	5	092501	BOLT	2	5	M6X16(SMK)	M6X16(SM)	
	6	014314	COTTER PIN	1	10	2X18	2X18	
	7	082105	BOLT M6X25	1	5	M6X25	M6X25	
	8	127298	NUT M6	1	5	M6 ｼﾞﾅ	M6	
	9	112509	NYLON NUT	1	5	M6 1ｼﾞﾅ ﾏﾐｶﾞﾀ	M6	

15. BSA-500-1.5/BSA-500-2.0
STEERING



Status	Position	Parts Number	Parts Name	Unit Quantity	Set Unit Quantity	Specification	Remarks	Maker code
	1	864726	SHAFT	1				
	2	538303	BEARING	1		6904DDU	6904DDU	
	3	064985	C-SHARPED SNAP RING	1		アナヨウ37	#37	
	4	047866	C-SHAPED SNAP RING	1	5	ジクヨウ20	#20	
	5	867495	PIPE ASSY	1				
	6	860840	POWER STEERING UNIT	1		シジツセイツ		
	7	192252	ADAPTER	3		BP-1/4 トキ7	BP-1/4	
	8	192251	ADAPTER	1		BP-1/4X3/8	BP-1/4X3/8	
	9	088146	BOLT	3		M10X1.25X25	M10X1.25X25	
	10	126231	WASHER LOCK	3	5	M10 2コウ	M10	
	11	096036	BOLT	4	5	M8X25(SM)	M8X25(SM)	
	12	860832	HANDLE	1		V02718B-0000		
	13	860833		1		V59002A-0400		
	14	126570	WASHER LOCK MEDIUM	1	5	M12 2コウ	M12	
	15	081059	NUT	1		M12X1.5 3ツ	M12X1.5	
	16	865993		1				
	17	533249	TIMER	1		ホウタ0070-31411		
	18	173907	TIMER(GLOW LAMP)	1				3374075294
	19	187943	RELAY	2		TK-1D JIDECOエビメ		
	20	863978	RELAY	2		MR5A411A1K		
	21	092501	BOLT	4	5	M6X16(SMK)	M6X16(SM)	
	22	126756	FLANGE NUT	4	5	M6	M6	
	23	126763	BOLT	1	5	M8X20(SM)	M8X20(SM)	

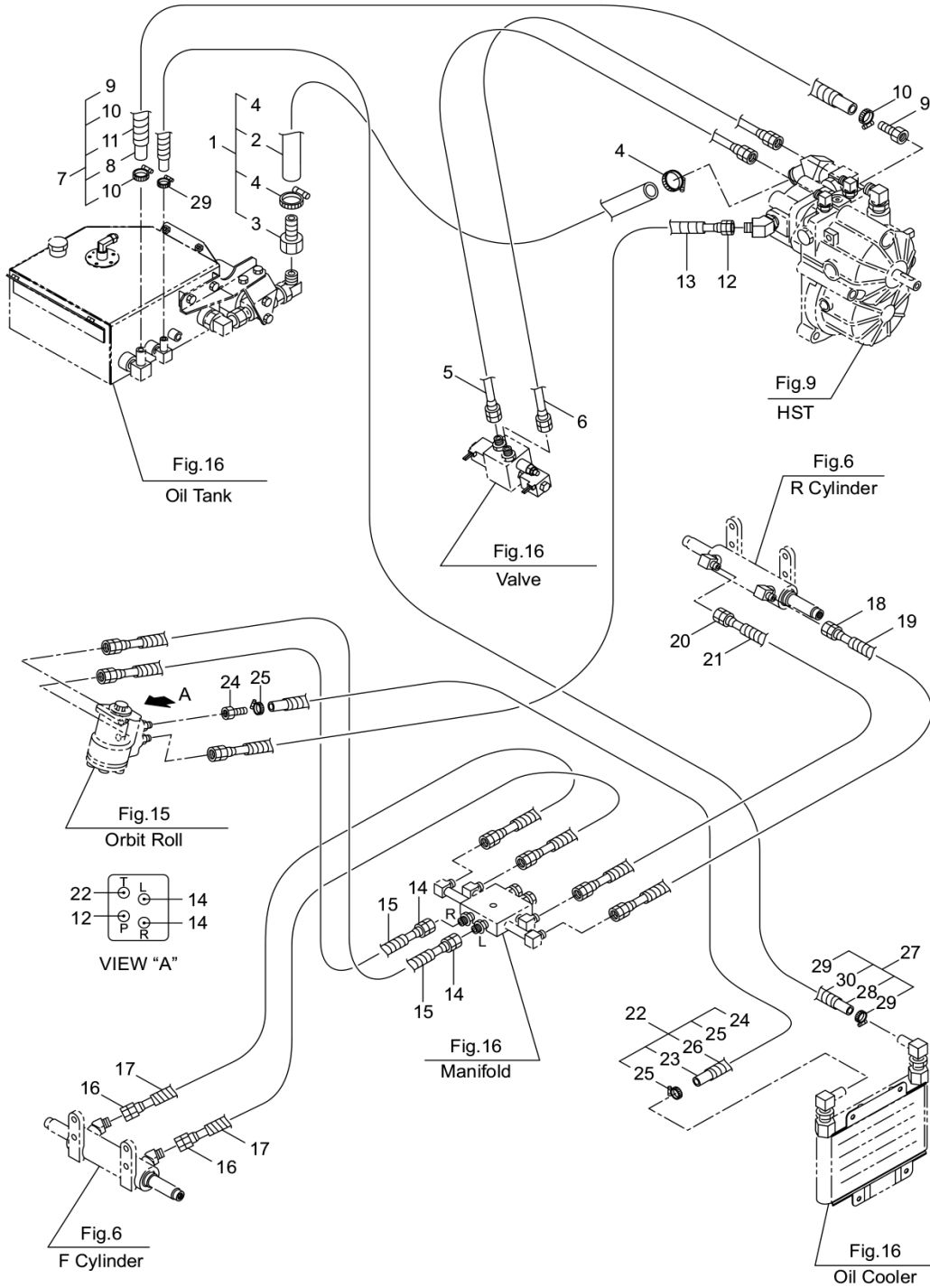
16. BSA-500-1.5/BSA-500-2.0
HYDRAULIC EQUIPMENT



Status	Position	Parts Number	Parts Name	Unit Quantity	Set Unit Quantity	Specification	Remarks	Maker code
--------	----------	--------------	------------	---------------	-------------------	---------------	---------	------------

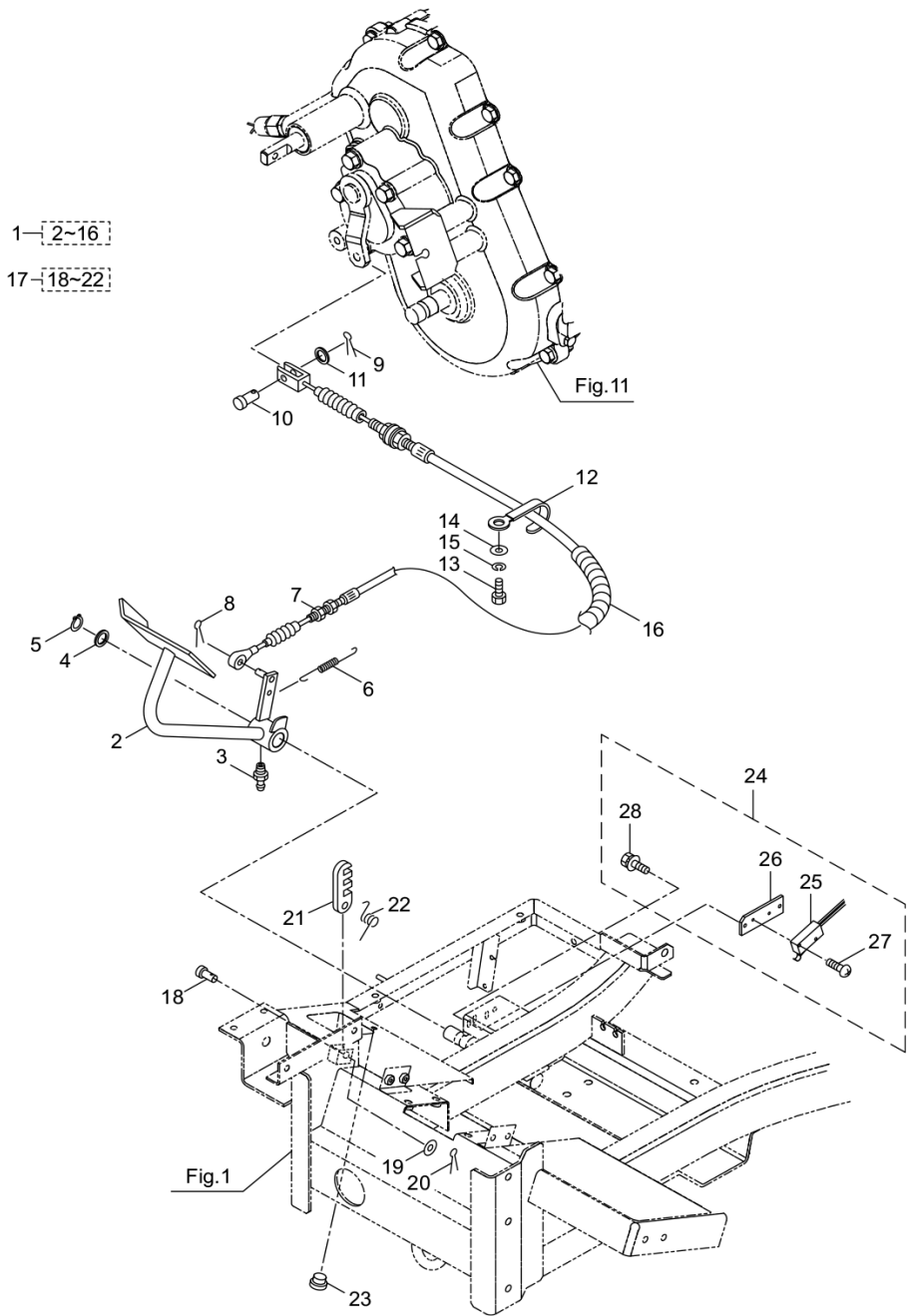
Status	Position	Parts Number	Parts Name	Unit Quantity	Set Unit Quantity	Specification	Remarks	Maker code
	1	866126		1		BSA-500	Incl.2-22	
	2	866127		1		BSA-500	Incl.3-5	
	3	091376	PLUG ASSY	1		G1/4	G1/4 Incl.4	
	4	023170	O-RING	1	5	P12.5	P12.5	
	5	864685	OIL GAUGE	1		KDS-20カ ^タ KYOWA		
	6	866132		1		PP-3/4 トキ ⁷	PP-3/4	
	7	866128	91-ELBOW(G1XG1)	1		WEP-0-611H トキ ⁷		
	8	866129	OIL FILTER ASSY	1			Incl.9-13	
	9	864678	CARTRIDGE FILTER	1		CF-08-10U タイセイ	Incl.10	
	10	864679	CARTRIDGE	1		F-913-1 タイセイ		
	11	866130		1		1006=25 フジ コウアツ		
	12	866131		1		R1XG1	R1XG1	
	13	866128	91-ELBOW(G1XG1)	1		WEP-0-611H トキ ⁷		
	14	866133	BRACKET	1				
	15	866134	BRACKET	1				
	16	817015	BOLT WSW	6	5	M10X20(SM)	M10X20(SM)	
△	17	866135	JOINT	1		R1/2X13.5 スキ ^タ	R1/2X13.5	
	18	866035		1		R3/8X10.5	R3/8X10.5	
	19	145964	PLUG	1		R1/4	R1/4	
	20	862045		1		L1N1/4-PT1/4ニツタ	L1N1/4-PT1/4	
	21	864686		1		N5-1-1/4X1000L	N5-1-1/4X1000L	
	22	866106		1		P6X300L(シロ)	P6X300L	
	23	864587		1		BSA-500	Incl.24-30	
	24	864588	VALVE	1		CV-13031-10-00		
	25	192252	ADAPTER	2		BP-1/4 トキ ⁷	BP-1/4	
	26	865017		1				
	27	080243	BOLT	2		M8X90X22	M8X90X22	
	28	127216	WASHER	2	5	M8 ミガ ^キ マル	M8	
	29	158101	CODE CLAMP	1		P990540-0000	M8	
	30	126201	HEX FANGE NUT	2	5	M8	M8	
	31	126763	BOLT	2	5	M8X20(SM)	M8X20(SM)	
	32	864592	MANIFOLD ASSY	1		BSA-500	Incl.33-40	
	33	860187	MANIFOLD	1				
	34	165764	ADAPTOR	2		GP-1/4 トキ ⁷		
	35	165507	90 ELBOW	2		EP-0-201H トキ ⁷		
	36	196838	90 LONG ELBOW	2		TL-34-6 ツキシ ^ン		
	37	860188	NUT	2				
	38	014759	O-RING P6	2	5	P6	P6	
	39	020183	BACKUP RING	2		P6 バ ^イ スカツト	P6	
	40	084020	NUT	2	10	M12X1.25 2シユ	M12X1.25	
	41	817019	BOLT WSW	1		M8X45(SM)	M8X45(SM)	
	42	019059	WASHER 8.5X25X2.6	1	5	8.5X25XT2.6	8.5X25XT2.6	
	43	126201	HEX FANGE NUT	1	5	M8	M8	
	44	866137	OIL COOLER ASSY	1		BSA-500	Incl.45-57	
	45	864594	OIL COOLER	1		EX-070 NAJICO		
	46	866138		2		125=15-10 フジ コカ		
	47	866035		2		R3/8X10.5	R3/8X10.5	
	48	864695		1				
	49	864696		1				
	50	864697		1				
	51	026662	BUFFER	3		20-M6X14	20-M6X14	
	52	126756	FLANGE NUT	6	5	M6	M6	
	53	817007	BOLT	4	5	M8X16(SM)	M8X16(SM)	
	54	126201	HEX FANGE NUT	4	5	M8	M8	
	55	864698		1				
	56	182860	KNOB BOLT	1		M6X10 タウチKT-B	M6X10	
	57	864699	WASHER	1	10	CP-29-PA-2タキゲ ^ン		
	58	817007	BOLT	2	5	M8X16(SM)	M8X16(SM)	
	59	126763	BOLT	4	5	M8X20(SM)	M8X20(SM)	

17. BSA-500-1.5/BSA-500-2.0
HYDRAULIC PIPING



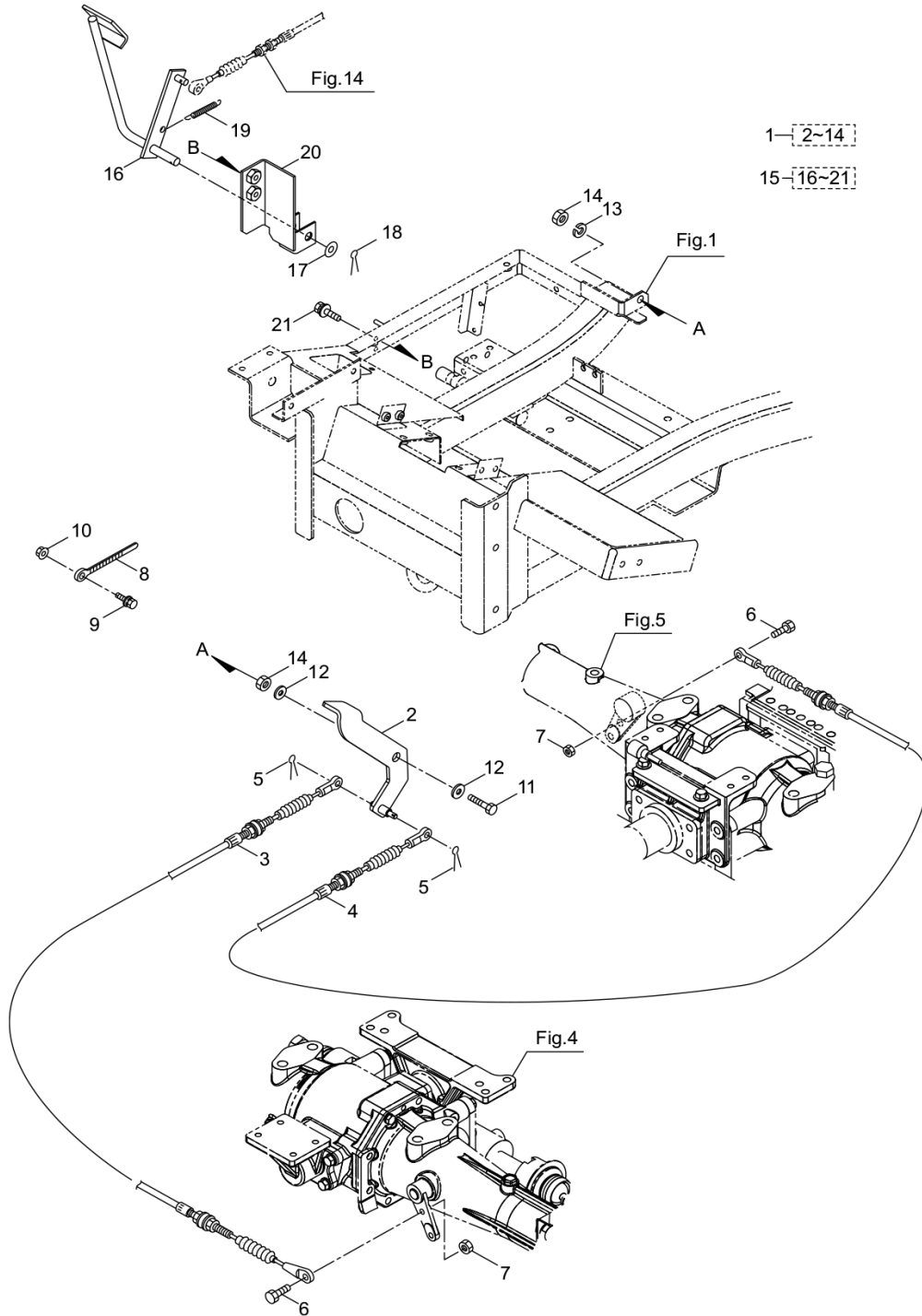
Status	Position	Parts Number	Parts Name	Unit Quantity	Set Unit Quantity	Specification	Remarks	Maker code
	1	866140		1		フィルタ-HST	Incl.2-4	
	2	866234	HOSE	1		25.4X39.5X190L	25.4X39.5X190L	
	3	866141	HOSE NIPPLE	1		103-25 フジ コウアツ		
	4	589122	26-38 EVERHOSE GRIP	2		ABA 26-38		3206200
	5	864704	OIL PRESSURE HOSE	1		G1/4X400L-28MPA	G1/4X400L	
	6	866142	OIL PRESSURE HOSE	1		G1/4X350L-28MPA	G1/4X350L	
	7	866143	HOSE ASSY	1		HST-オイルタンク	Incl.8-11	
	8	866144	HOSE	1		12.7X22X950L	12.7X22X950L	
	9	862073	HOSE NIPPLE	1		103-12 フジ コウアツ		
	10	862107	HOSE BAND	2				3205900
	11	866145		1		ヨビ 25X850 スリットナ	25X850L	
	12	864707	OIL PRESSURE HOSE	1		6.4X1850 ニツタ	6.4X1850L	
	13	864709		1		ヨビ 15X1750 スリット	15X1750L	
	14	864710	OIL PRESSURE HOSE	2		6.4X380 ニツタ	6.4X380L	
	15	864712		2		ヨビ 15X280 スリット	15X280L	
	16	860550	OIL PRESSURE HOSE	2		6.4X450 ニツタ	6.4X450L	
	17	864652		2		15X19.5X350L	15X19.5X350L	
	18	864714	OIL PRESSURE HOSE	1		6.4X1500 ニツタ	6.4X1500L	
	19	861923		1		15X19.5X1400L	15X19.5X1400L	
	20	864716	OIL PRESSURE HOSE	1		6.4X1600 ニツタ	6.4X1600L	
	21	195542		1		ヨビ 15X1500スリットア	15X19.5X1500L	
	22	866146	HOSE ASSY	1		オービ ット-オイルクーラ	Incl.23-26	
	23	866147	HOSE	1		9.5X17X2200L	9.5X17X2200L	
	24	864720	HOSE NIPPLE(G3/8)	1		103-9 フジ コウアツ		
	25	659860	HOSE BAND(13)	2		13 544717オナジ		3205800
	26	866148		1		ヨビ 19X2100 スリット	19X2100L	
	27	866149	HOSE ASSY	1		オイルクーラ-オイルタンク	Incl.28-30	
	28	866150	HOSE	1		9.5X17X1250L	9.5X17X1250L	
	29	659860	HOSE BAND(13)	2		13 544717オナジ		3205800
	30	866151		1		ヨビ 19X1150 スリット	19X1150L	

18. BSA-500-1.5/BSA-500-2.0
BRAKE PEDAL, PARKING BRAKE



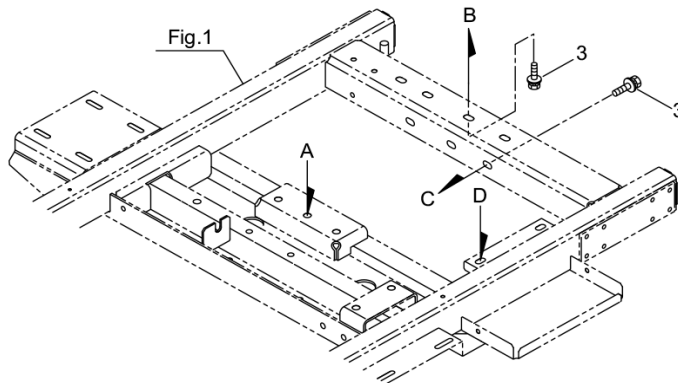
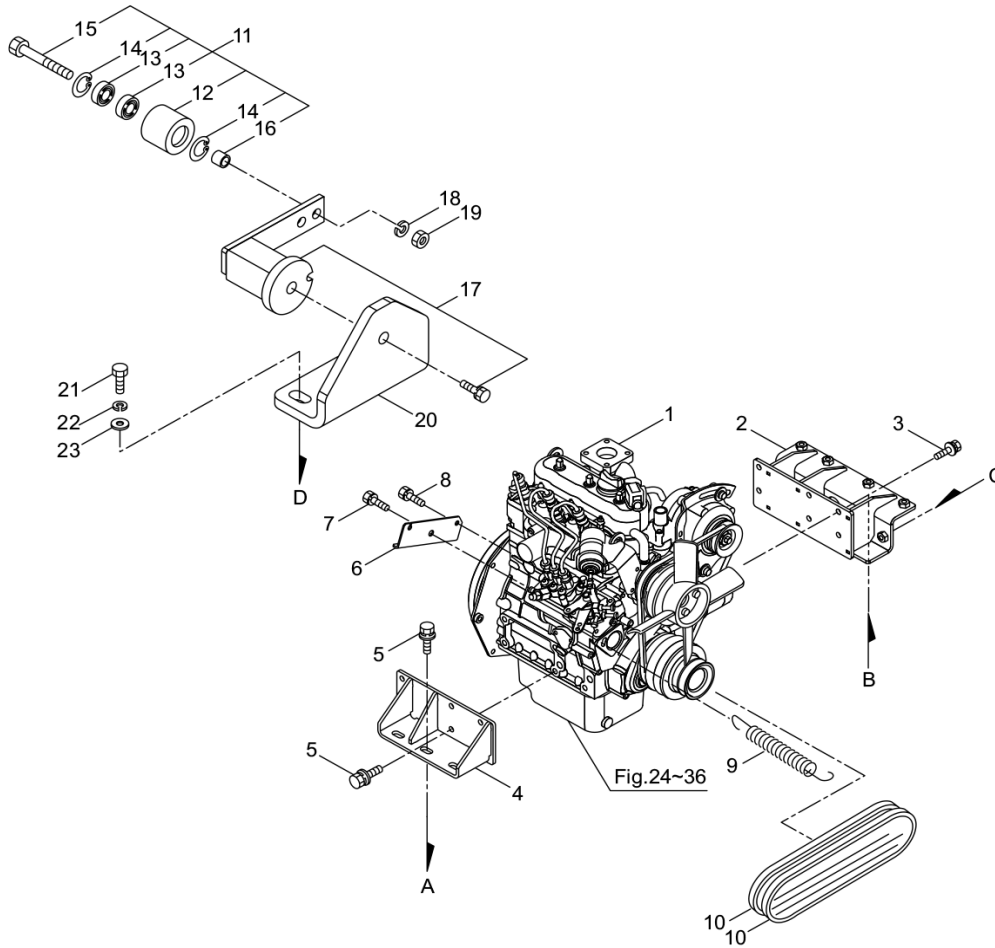
Status	Position	Parts Number	Parts Name	Unit Quantity	Set Unit Quantity	Specification	Remarks	Maker code
	1	864770		1		BSA-500	Incl.2-16	
	2	864771		1				
	3	069553	GREASE NIPPLE	1		A-MT6X1が ⁺ タ	A-MT6X1	
	4	149696	WASHER	1		21X30XT2.3	21X30XT2.3	
	5	047866	C-SHAPED SNAP RING	1	5	ジ ⁺ クヨウ20	#20	
	6	864775		1		1.4-185L		
	7	864776	WIRE	1		インナ1754 アウタ1476	Inner1754 Outer1476	
	8	014314	COTTER PIN	1	10	2X18	2X18	
	9	153422	COTTER PIN	1	10	3.2X20L	3.2X20L	
	10	178141	CLEVIS PIN	1		8X22L	8X22L	
	11	127216	WASHER	1	5	M8 ミカ ⁺ キマル	M8	
	12	158101	CODE CLAMP	1		P990540-0000	M8	
	13	126528	HEXAGOM HEAD BOLT	1	5	M8X16	M8X16	
	14	127216	WASHER	1	5	M8 ミカ ⁺ キマル	M8	
	15	126232	WASHER SPRING	1	10	M8 コ ⁺ ウ	M8	
	16	866105	TUBE	1		P6X150L(シロ)	P6X150L	
	17	860194		1			Incl.18-22	
	18	210336		1		6X22L (マルリヘ ⁺ ツト)	6X22L	
	19	127239	WASHER	1	10	M6 ミカ ⁺ キマル	M6	
	20	014314	COTTER PIN	1	10	2X18	2X18	
	21	174158		1				
	22	174080	SPRING	1				
	23	184591		1		C-30-CS-3-EP-UL		
	24	867363	SENSOR ASSY	1		BSA-500L	Incl.25-28	
	25	864778	CONTROLLER	1				
	26	867364		1				
	27	867365	SCREW	2		M3X16	M3X16	
	28	867366	BOLT	2	10	M4X10	M4X10	

19. BSA-500-1.5/BSA-500-2.0
DIFFERENTIAL LOCK PEDAL, ACCELERATOR PEDAL



Status	Position	Parts Number	Parts Name	Unit Quantity	Set Unit Quantity	Specification	Remarks	Maker code
	1	864673		1		BSA-500	Incl.2-14	
	2	865253		1				
	3	864783	WIRE	1		インナ968 アウタ791	Inner968 Outer791	
	4	865255	WIRE	1		インナ2607 アウタ 2430	Inner2607 Outer2430	
	5	014314	COTTER PIN	2	10	2X18	2X18	
	6	082105	BOLT M6X25	2	5	M6X25	M6X25	
	7	127298	NUT M6	2	5	M6 2ｼﾞ	M6	
	8	683188	CLAMP BAND	1		SBT50-M6		
	9	127301	SCREW	1	5	M6X20(SM)	M6X20(SM)	
	10	126756	FLANGE NUT	1	5	M6	M6	
×	11	080437	HEXAGONAL VOLT	1		M12X45	M12X45	
	12	126575	WASHER	2	5	M12 ミｶﾞ キﾏﾙ	M12	
	13	126570	WASHER LOCK MEDIUM	1	5	M12 2ｺﾞ ﾀ	M12	
	14	081061	NUT	2	5	M12 2ｼﾞ	M12	
	15	864784		1		BSA-500	Incl.16-21	
	16	864785		1				
	17	127216	WASHER	1	5	M8 ミｶﾞ キﾏﾙ	M8	
	18	014314	COTTER PIN	1	10	2X18	2X18	
	19	069689	SPRING	1		1.4-115L		
	20	864788	BRACKET	1				
	21	092501	BOLT	2	5	M6X16(SMK)	M6X16(SM)	

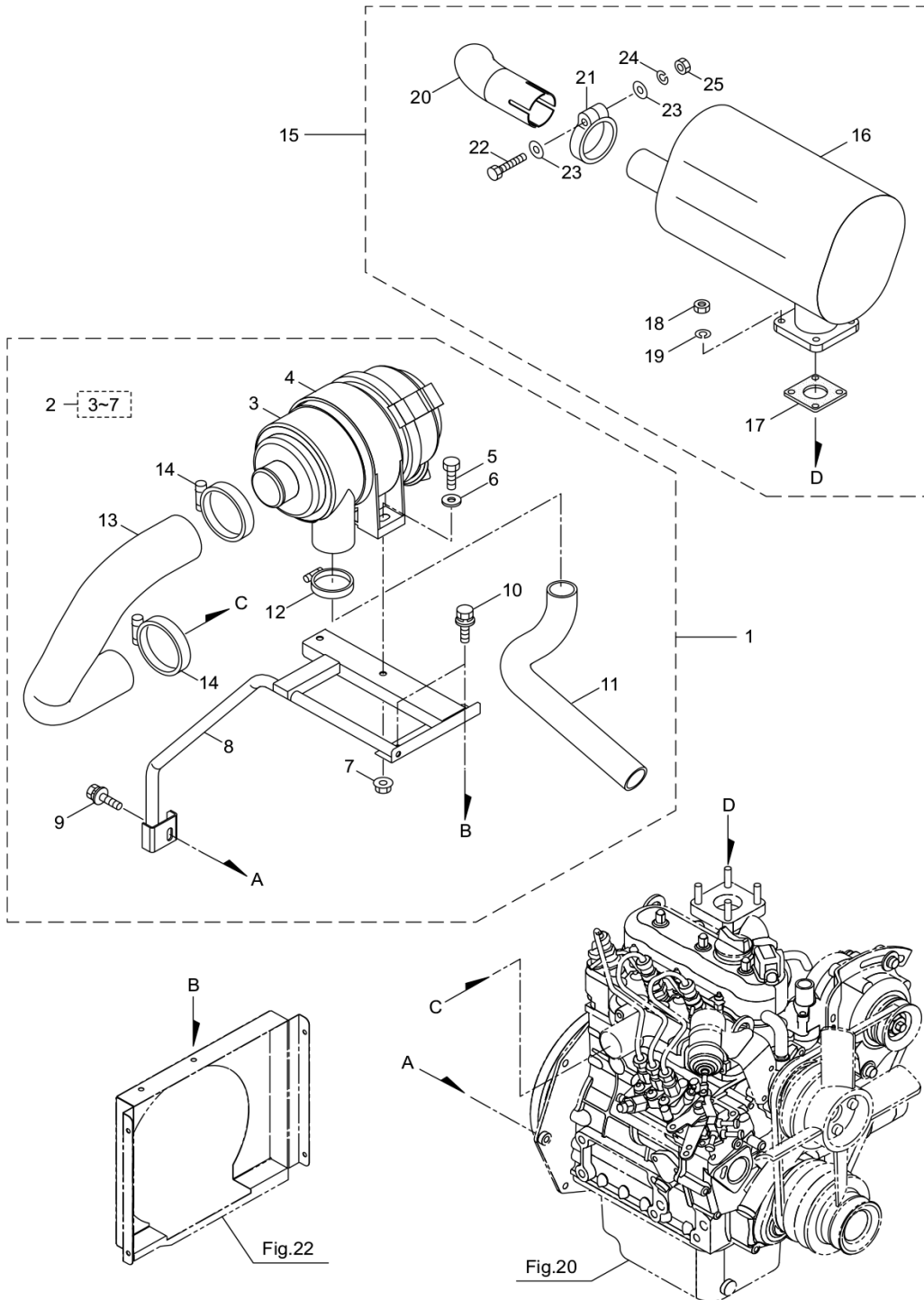
20. BSA-500-1.5/BSA-500-2.0
ENGINE



Status	Position	Parts Number	Parts Name	Unit Quantity	Set Unit Quantity	Specification	Remarks	Maker code
--------	----------	--------------	------------	---------------	-------------------	---------------	---------	------------

Status	Position	Parts Number	Parts Name	Unit Quantity	Set Unit Quantity	Specification	Remarks	Maker code
	1	864820	ENGINE KUBOTA	1		D722-E3B-SSMR2	D722-E3B-SSMR-2	
	2	864822		1				
	3	188795	BOLT	13		M10X1.25X25-8.8	M10X1.25X25-8.8	
	4	864826		1				
	5	188795	BOLT	9		M10X1.25X25-8.8	M10X1.25X25-8.8	
	6	864830		1				
	7	092513	HEX-HEAD SCREW	1	10	M8X16	M8X16	
	8	817003	SCREW	1	10	M6X12	M6X12	
	9	161900	SPRING	1		1.2-85L		
	10	864857	V-BELT	2		RCLB47 オレンジ		
	11	687131	TENSION PULLEY	1			Incl.12-16	
	12	687132	TENSION PULLEY	1				
	13	687133	BEARING	2		6300VV	6300VV	
	14	012380	SNAP RING	2		7ナヨウ35	#35	
	15	080310	BOLT	1	5	M10X55X26	M10X55X26	
	16	687134	COLLAR	1		10.5X17X14L	10.5X17X14L	
	17	687135	TENSIONER	1		SE-18ミキブーリツイカコ		
	18	126231	WASHER LOCK	1	5	M10 2コウ	M10	
	19	127433	HEXAGON NUT	1	5	M10 2シユ	M10	
	20	864858	STAY	1				
	21	089385	BOLT	2	5	M10X30-7T	M10X30-7T	
	22	126231	WASHER LOCK	2	5	M10 2コウ	M10	
	23	064342	WASHER	2		10.5X25XT3.2	10.5X25XT3.2	

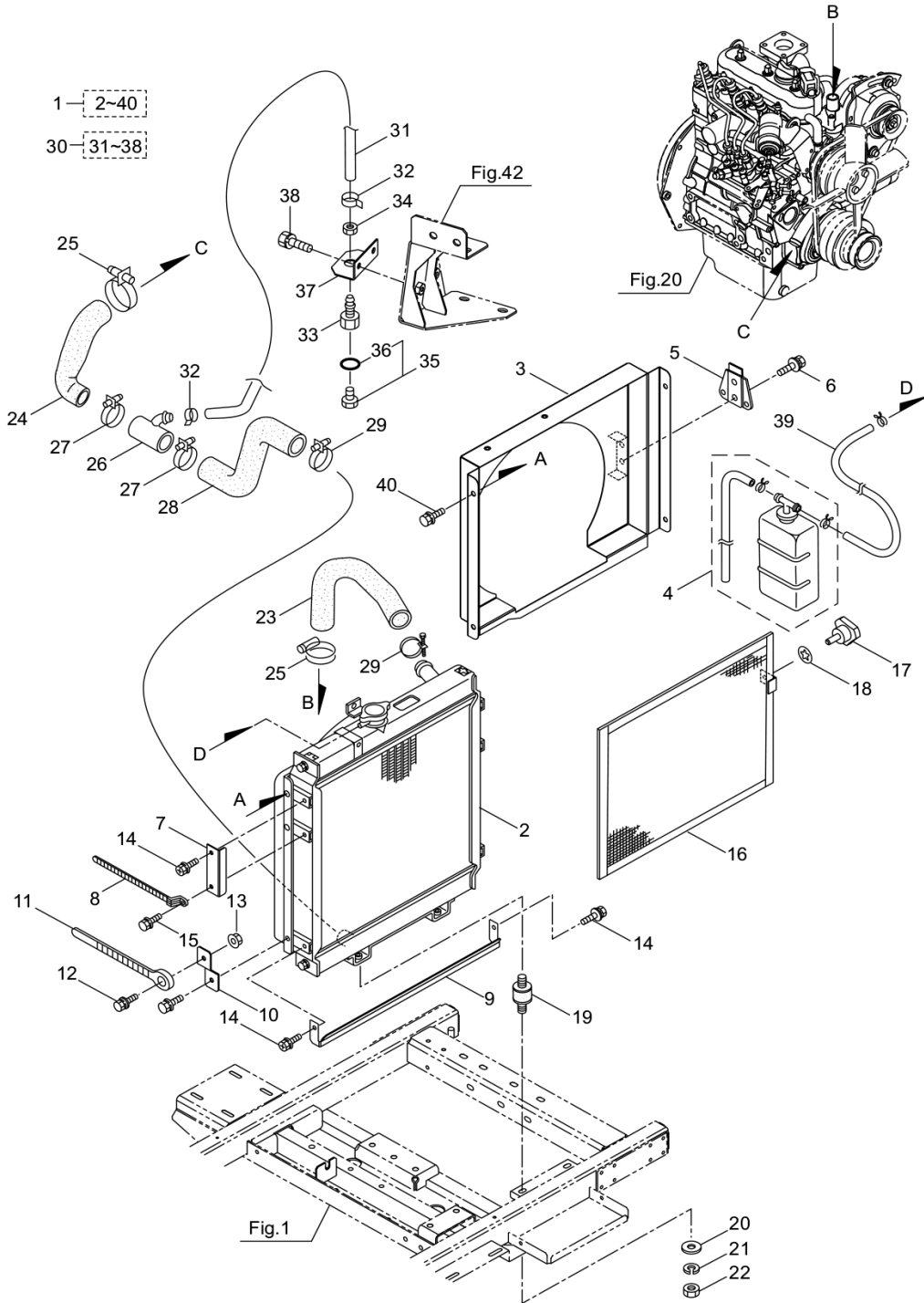
21. BSA-500-1.5/BSA-500-2.0
AIR CLEANER, MUFFLER



Status	Position	Parts Number	Parts Name	Unit Quantity	Set Unit Quantity	Specification	Remarks	Maker code
--------	----------	--------------	------------	---------------	-------------------	---------------	---------	------------

Status	Position	Parts Number	Parts Name	Unit Quantity	Set Unit Quantity	Specification	Remarks	Maker code
	1	864831		1		BSA-500	Incl.2-14	
	2	864832		1			Incl.3-7	
	3	199110	AIR CLEANER	1		クボタ1G657-11010		
	4	199111	BRACKET	1				1G65911250
	5	128213	SCREW HEX	2	5	M8X25	M8X25	
	6	127216	WASHER	2	5	M8 ミカキマル	M8	
	7	126201	HEX FANGE NUT	2	5	M8	M8	
	8	864833		1				
	9	817007	BOLT	1	5	M8X16(SM)	M8X16(SM)	
	10	092572	BOLT	2	10	M6X12(SM)	M6X12(SM)	
	11	864839	INLET PIPE	1				
	12	165018	BAND	1				1526111720
	13	864840	INLET PIPE	1				
	14	067225	BAND	2		クボタ15221-11720		1522111720
	15	864841	MUFFLER ASSY	1		BSA-500	Incl.16-25	
	16	862008	MUFFLER COMP.	1				6795558510
×	17	196754	MUFFLER PACKING	1		クボタ15263-12371		
	18	126990	NUT	4	5	M8 2ｼﾞ	M8	
	19	126232	WASHER SPRING	4	10	M8 2ｺﾞウ	M8	
	20	867455		1				
	21	168577		1		クボタ15221-12432		
	22	080178	BOLT M8X60	1	5	M8X60	M8X60	
	23	127216	WASHER	2	5	M8 ミカキマル	M8	
	24	126232	WASHER SPRING	1	10	M8 2ｺﾞウ	M8	
	25	126990	NUT	1	5	M8 2ｼﾞ	M8	

22. BSA-500-1.5/BSA-500-2.0
RADIATOR

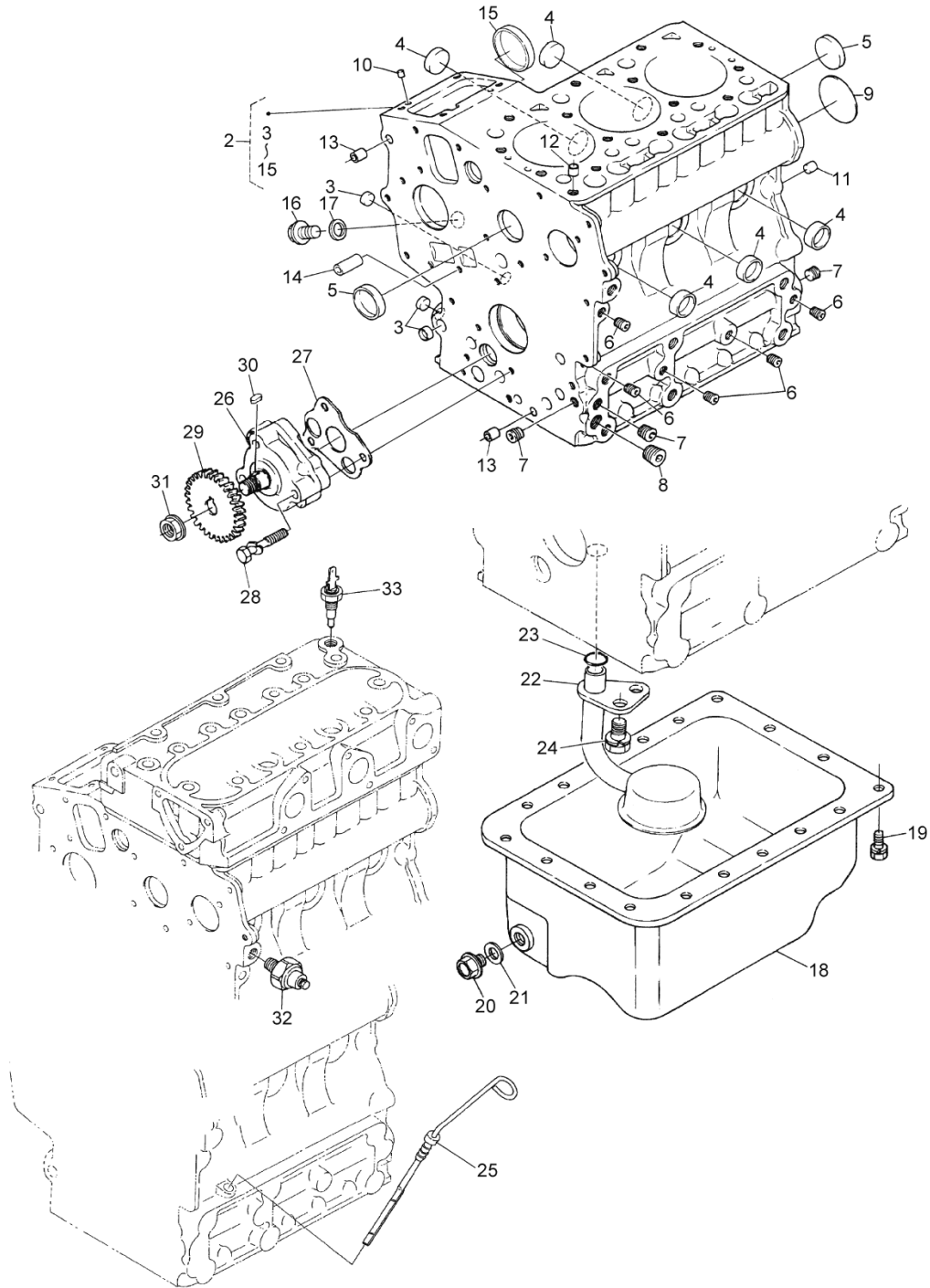


Status	Position	Parts Number	Parts Name	Unit Quantity	Set Unit Quantity	Specification	Remarks	Maker code
--------	----------	--------------	------------	---------------	-------------------	---------------	---------	------------

Status	Position	Parts Number	Parts Name	Unit Quantity	Set Unit Quantity	Specification	Remarks	Maker code
	1	864843		1		BSA-500	Incl.2-40	
	2	868463	RADIATOR ASSY	1		クボタ1G386-72061		
	3	864844		1				
	4	685544	RESERVOIR TANK	1		クボタRC101-42472		
	5	171112		1		クボタ11982-72461		
	6	817004	BOLT	2	10	M6X12(SM)	M6X12(SM)	
	7	864847		1				
	8	195474	CLAMP BAND	1		SBT120-M6 イス		
	9	864849	GUIDE PLATE	1				
	10	864850		1				
	11	683188	CLAMP BAND	1		SBT50-M6		
	12	127301	SCREW	1	5	M6X20(SM)	M6X20(SM)	
	13	126756	FLANGE NUT	1	5	M6	M6	
	14	817004	BOLT	3	10	M6X12(SM)	M6X12(SM)	
	15	127301	SCREW	1	5	M6X20(SM)	M6X20(SM)	
	16	864851	RADIATOR NET	1				
	17	182860	KNOB BOLT	1		M6X10 タケウチKT-B	M6X10	
	18	864699	WASHER	1	10	CP-29-PA-2タキゲン		
	19	056874	BUFFER	2		20-M10X20X15	20-M10X20X15	
	20	013849	WASHER	2	5	M10 ミカキマル	M10	
	21	126231	WASHER LOCK	2	5	M10 2コウ	M10	
	22	081046	NUT	2	10	M10X1.25 2シユ	M10X1.25	
	23	864852	RADIATOR HOSE	1				
	24	864853	RADIATOR HOSE	1				
	25	161872		2		クボタ15841-72961		
	26	163917	PIPE ASSY	1				
	27	659139		2				0931889039
	28	864854	RADIATOR HOSE	1				
	29	196742		2		クボタ09318-89036		
	30	864855		1		BSA-500	Incl.31-38	
	31	151248	HOSE	1		8X13.5X220	8X13.5X220	
	32	043972	HOSE BAND	2	5	125-06-00		
	33	149644	HOSE COUPLING	1		PF1/4XPF1/4	PF1/4XPF1/4	
	34	059774	NUT	1	5	G1/4	G1/4	
	35	091376	PLUG ASSY	1		G1/4	G1/4 Incl.36	
	36	023170	O-RING	1	5	P12.5	P12.5	
	37	864856		1				
	38	817003	SCREW	2	10	M6X12	M6X12	
	39	866104		1		7X11X670L	7X12X670L	
	40	817025	BOLT WSW	4	10	M6X10(SM)	M6X10(SM)	

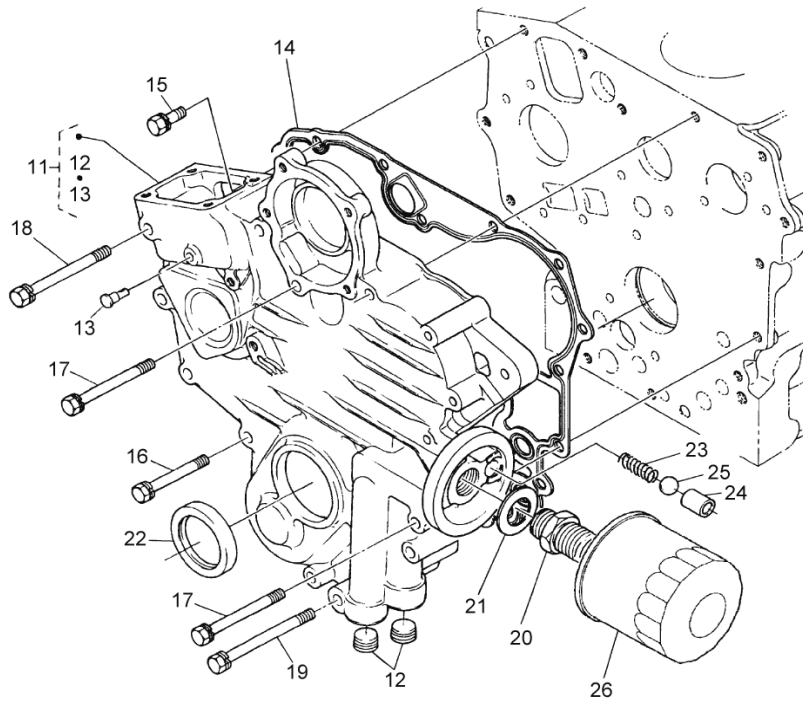
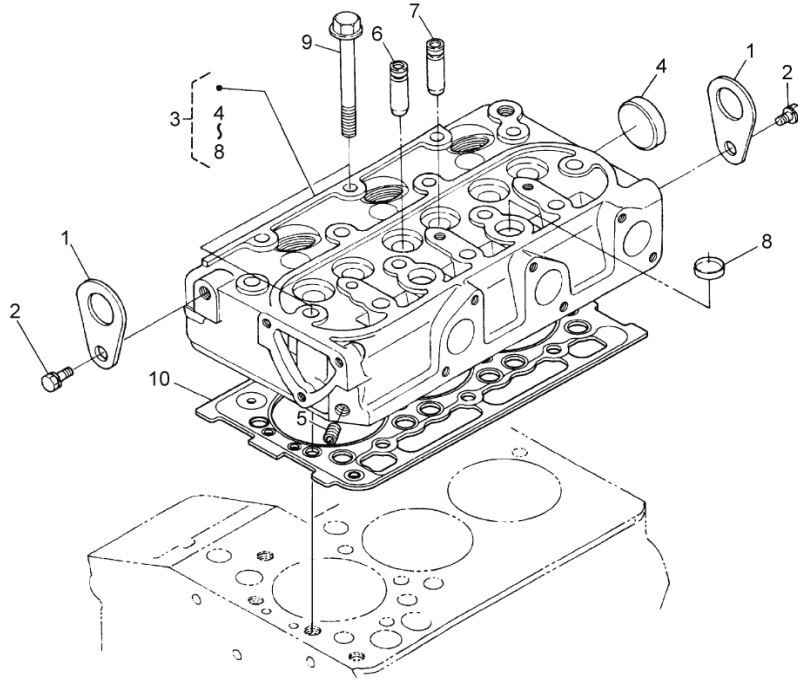
Status	Position	Parts Number	Parts Name	Unit Quantity	Set Unit Quantity	Specification	Remarks	Maker code
	1	865966	FUEL TANK ASSY	1		BSA-500	Incl.2-11	
	2	865959	FUEL TANK ASSY	1				
	3	687514		1				
	4	681099		1		C1220T		
	5	864642		1				
	6	069776	PACKING	1				
	7	092511		5		M5X12(M)	M5X12(W)	
	8	056219	CAP	1				
	9	682459	PACKING	1				
	10	681247	VINYL HOSE	1		7X11X305L	7X11X305L	
	11	127241	HOSE BAND	2	5	105-06-00		
	12	864643		1			Incl.13	
	13	681408		1				
	14	865484		1				
	15	864646		1			Incl.16	
	16	681408		1				
	17	126763	BOLT	6	5	M8X20(SM)	M8X20(SM)	
	18	196770	FUEL FILTER ASSY	1				IG31343010
	19	080179	BOLT M8X65X22	1	5	M8X65X22	M8X65X22	
	20	126232	WASHER SPRING	1	10	M8 2コウ	M8	
	21	867800		1				
	22	684592	FUEL PUMP WP	1				R140151352
	23	092501	BOLT	2	5	M6X16(SMK)	M6X16(SM)	
	24	126756	FLANGE NUT	2	5	M6	M6	
	25	096036	BOLT	2	5	M8X25(SM)	M8X25(SM)	
	26	864651	FUEL HOSE ASSY	1		タンク-フィルタ	Incl.27-30	
	27	068490	FUEL TUBE 8X13.5X400L	1		8X13.5X400	8X13.5X400L	
	28	043972	HOSE BAND	1	5	125-06-00		
	29	188773	HOSE BAND	1		サキユウ W2L-16		
	30	864652		1		15X19.5X350L	15X19.5X350L	
	31	865481	FUEL HOSE ASSY	1		フィルタ-ポンプ	Incl.32-34	
	32	068490	FUEL TUBE 8X13.5X400L	1		8X13.5X400	8X13.5X400L	
	33	043972	HOSE BAND	2	5	125-06-00		
	34	864652		1		15X19.5X350L	15X19.5X350L	
	35	864653	FUEL HOSE ASSY	1		ポンプ-エンジン	Incl.36-38	
	36	864654	HOSE	1		8X13.5X1050L	8X13.5X1050L	
	37	043972	HOSE BAND	2	5	125-06-00		
	38	863937		1		15X19.5X1000L	15X19.5X1000L	
	39	864655	FUEL HOSE ASSY	1		エンジン-タンク	Incl.40-42	
	40	163125	HOSE	1		4.5X9.5X1550	4.5X9.5X1550L	
	41	112530	HOSE BAND	2	5	TS085-06-00		
	42	864656		1		ヨビ 10X1450L	10X1450L	

24. BSA-500-1.5/BSA-500-2.0
ENGINE (Crankcase, Oil Pan, Oil Pump)



Status	Position	Parts Number	Parts Name	Unit Quantity	Set Unit Quantity	Specification	Remarks	Maker code
	1	864820	ENGINE KUBOTA	1		D722-E3B-SSMR2	D722-E3B-SSMR-2	
	2	413002		1			Incl.3-15	1668201020
	3	577486		3				1685196260
	4	577487		5				1685196270
	5	579674		2				1545196270
	6	995847	PLUG	5				1526196010
	7	579679	PLUG	3				1552196020
	8	575955		1				1552196030
	9	575950	PLLUG	1	10			1526196160
	10	579682		2				0501200508
	11	977029		2				0501200814
	12	994812		1				1522133650
	13	994811		2				1523133960
	14	994811		2				1523133960
	15	592933		1				1685116212
	16	642971		1				0631155020
	17	407445		1				0471701320
	18	416922		1				1686701500
	19	976998		18	10			0102350614
	20	997646		1				1390133750
	21	635166		1				6C09058960
	22	577499	OIL FILTER	1				1685132110
	23	633906	O-RING	1				0481400160
	24	997771		1	10			0112360814
	25	647111	OIL GAUGE	1				1686736412
	26	642987	PUMP ASSY	1				1685135012
	27	577494		1				1685135152
	28	577495		3				1584191050
	29	577496		1				1584135660
	30	975907	KEY	1				0571200408
	31	592934		1				0278350100
	32	994835	OIL SWITCH	1				1584139010
	33	577505	THERMOSTAT ASSY	1				1622283040

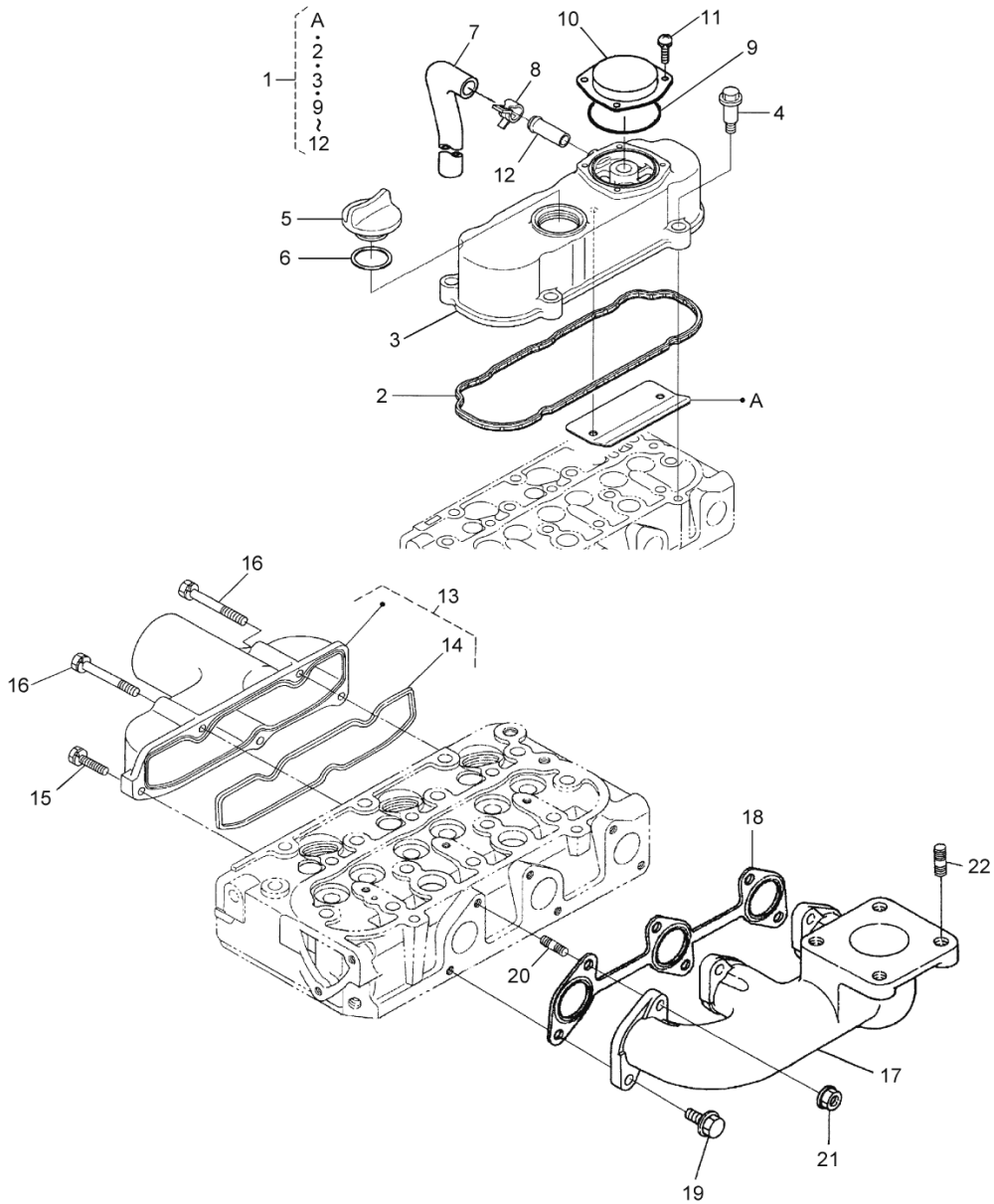
25. BSA-500-1.5/BSA-500-2.0
ENGINE (Cylinder Head, Gear Case, Oil Filter)



Status	Position	Parts Number	Parts Name	Unit Quantity	Set Unit Quantity	Specification	Remarks	Maker code
--------	----------	--------------	------------	---------------	-------------------	---------------	---------	------------

Status	Position	Parts Number	Parts Name	Unit Quantity	Set Unit Quantity	Specification	Remarks	Maker code
	1	994836		2				1522101750
	2	995104		2				0112360816
×	3	416923		1			Incl.4-8	1J00203042
	4	994806	PLUG	1				1532196260
	5	995847	PLUG	1				1526196010
	6	577503		3				1584113540
	7	577504		3				1584113560
	8	994838	PLUG	2				1526103370
	9	577506		14				1460103450
	10	413004	GASKET(CYLINDER)	1				1687103313
	11	413005		1			Incl.12,13	1E00904024
	12	575955		2				1552196030
	13	577509		1				1584156280
	14	413006	GASKET(GEAR CASE)	1				1685104130
	15	977000	BOLT	1				0102350618
	16	598223		10				0102360650
	17	577512		3				1584191010
	18	993458		1				0102360670
	19	993459		1				0102350675
	20	994931	PIPE JOINT	1				1524132290
	21	577513		1				1584194010
	22	577514	OIL SEAL	1				1587704140
	23	592942		1				1685136950
	24	577517		1				1584136930
	25	635933		1				0771503211
	26	642984	OIL FILTER	1				1585332430

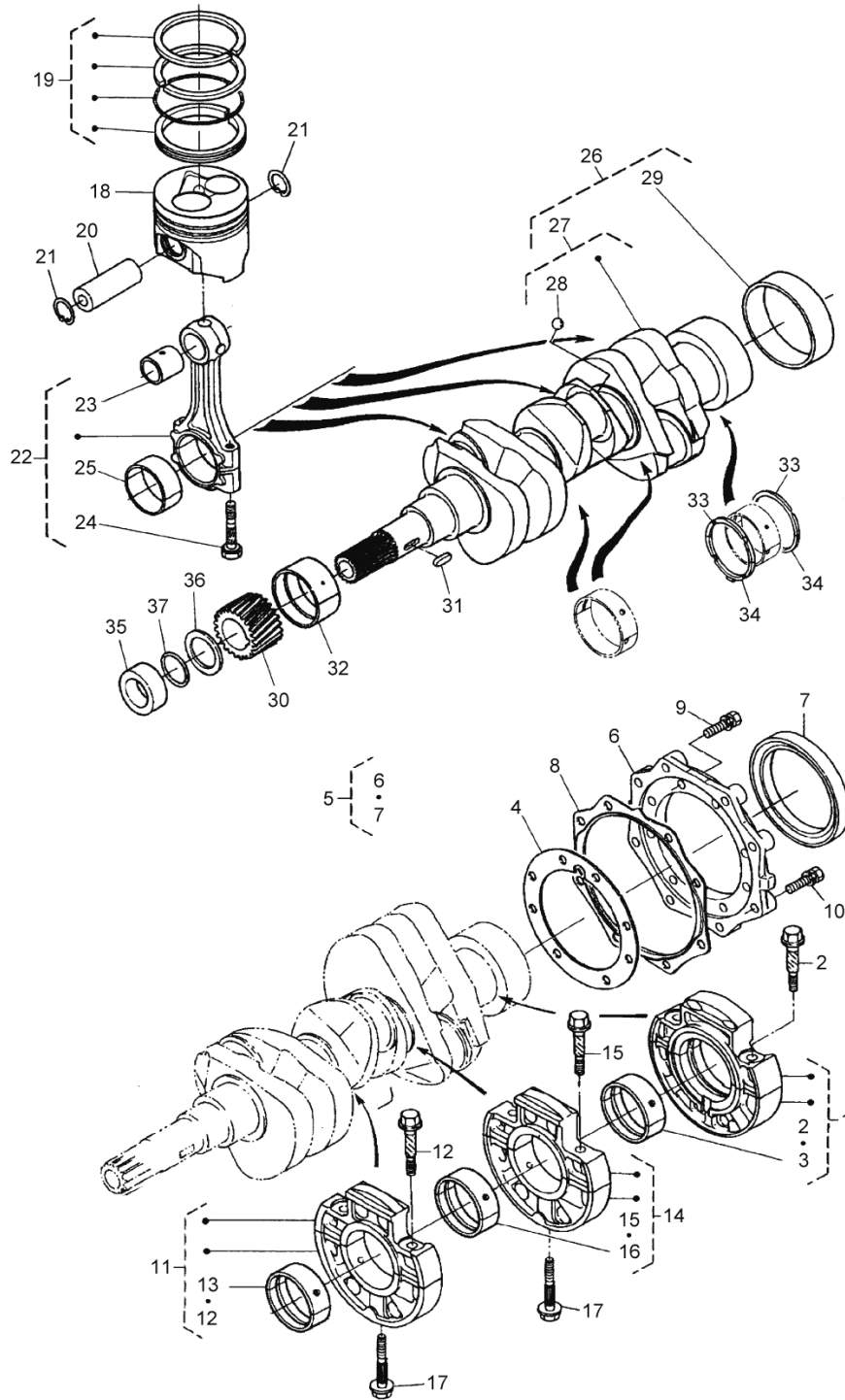
26. BSA-500-1.5/BSA-500-2.0
ENGINE (Head Cover, Manifold)



Status	Position	Parts Number	Parts Name	Unit Quantity	Set Unit Quantity	Specification	Remarks	Maker code
				1				

Status	Position	Parts Number	Parts Name	Unit Quantity	Set Unit Quantity	Specification	Remarks	Maker code
	1	404693		1			Incl.A,2,3,9-12	1G82714504
	2	404694	GASKET	1				1G95814520
	3	404695		1				1G95814512
	4	404696		4				1G91191022
	5	642983	PLUG	1				E915133140
	6	416924	O-RING	1				1J00196770
	7	404697		1				1G46005510
	8	404698		1				0931888125
	9	404699	O-RING	1				1A02105430
	10	404700	COVER	1				1G74205120
	11	977022	SCREW	4				0302450510
	12	592760	TURN PIPE	1				1624173370
	13	643038		1			Incl.14	1586111770
	14	592944	INLET MANIFOLD PACKING	1				1586111820
	15	977000	BOLT	2				0102350618
	16	579727		3				0102350645
	17	643039	MANIFOLD(EXHAUST)	1				1686412310
	18	404771	GASKET	1				1G31812350
	19	592945	BOLT	3	10			0175950616
	20	975865	BOLT M6X18	3				0151350618
	21	592947	NUT	3	10			0275650060
	22	975869	STUD BOLT M8X22	4	10			0151350822

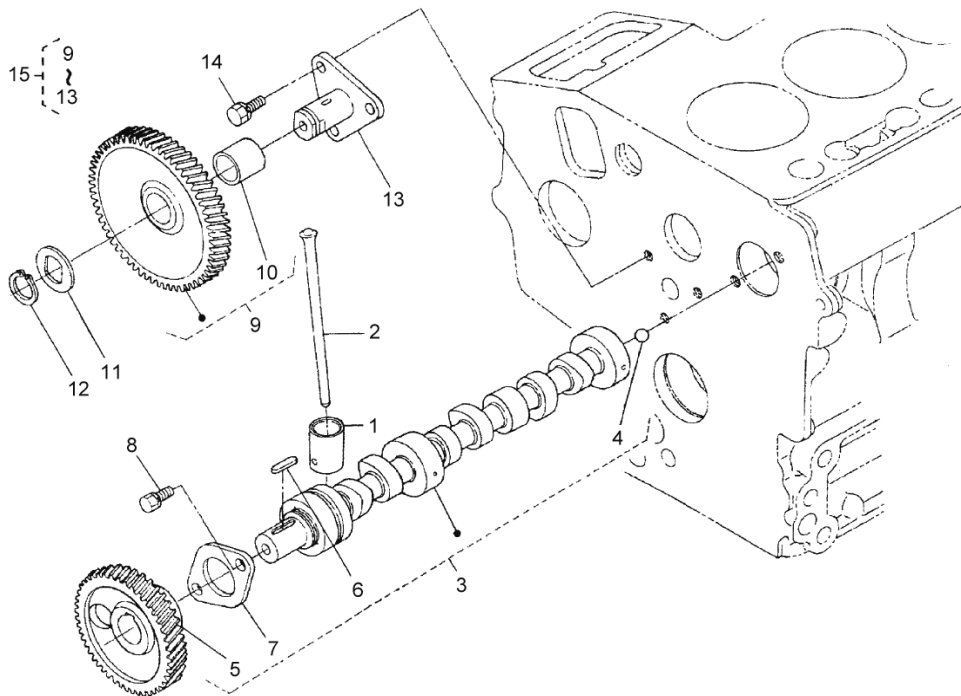
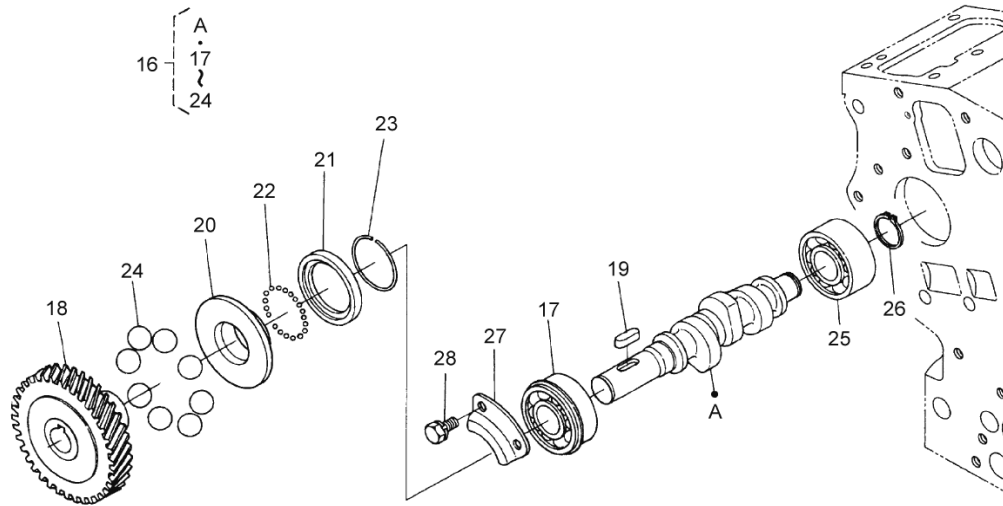
27. BSA-500-1.5/BSA-500-2.0
ENGINE (Main Bearing Case, Piston, Crankshaft)



Status	Position	Parts Number	Parts Name	Unit Quantity	Set Unit Quantity	Specification	Remarks	Maker code
--------	----------	--------------	------------	---------------	-------------------	---------------	---------	------------

Status	Position	Parts Number	Parts Name	Unit Quantity	Set Unit Quantity	Specification	Remarks	Maker code
	1	416925		1			Incl.2,3	1584107094
	2	577522		2				1584104543
	3	416926	CRANKSHAFT METAL 2	1		カクシキカケニン		1569423482
	4	577523	CASE PACKING	1				1585204360
	5	404702		1			Incl.6,7	1584104803
	6	404701		1				1584104815
	7	575997	OIL SEAL	1				1921599160
	8	413008	GASKET	1				1584104823
	9	998710	BOLT	8				0102350620
	10	579616		8	10			0102350622
	11	416927		1			Incl.12,13	1269107044
	12	577522		2				1584104543
	13	416928	CRANKSHAFT METAL 3	1				1586123484
	14	416929		1			Incl.15,16	1686107054
	15	577522		2				1584104543
	16	416928	CRANKSHAFT METAL 3	1				1586123484
	17	577529		2				1584104562
	18	413011		3			STD	1685121114
	18	413012		3			+0.25mm	1685121903
	19	592966	PISTON RING ASSY	3			STD	1685321050
	19	592967		3			+0.25mm	1685321090
	20	642994	PISTON PIN	3				1687121310
	21	994881	PISTON PIN CIR CLIP	6	5			1526121330
	22	416934	CONNECTING ROD ASSY	3			Incl.23-25	1G68722010
	23	647115		3				1685121982
	24	577586	CONNECTING ROD BOLT	6				1685122140
	25	416935		3			STD SET	1685122323
	25	416936		3			-0.20mm SET	1586122973
	25	416937		3			-0.40mm SET	1586122983
	26	413014		1			Incl.27-29	1686323032
	27	413015		1			Incl.28	1686123012
	28	577591		3				0771503207
	29	993495		1				1921523280
	30	593066		1				1686424110
	31	975909	KEY	1				0571200515
	32	416938	CRANKSHAFT METAL	1			STD	1586123474
	32	416939		1			-0.20mm	1586123913
	32	416940		1			-0.40mm	1586123923
	33	416941		2			STD	1526123533
	33	416942		2			+0.20mm	1526123953
	33	416943		2			+0.40mm	1526123963
	34	416944		2			STD	1526123544
	34	416945		2			+0.20mm	1526123974
	34	416946		2			+0.40mm	1526123984
	35	577605	CRANKSHAFT COLLAR	1				1584123250
	36	577606	CRANKSHAFT OIL SLINGER	1				1588123310
	37	642997	O-RING	1				0481416220

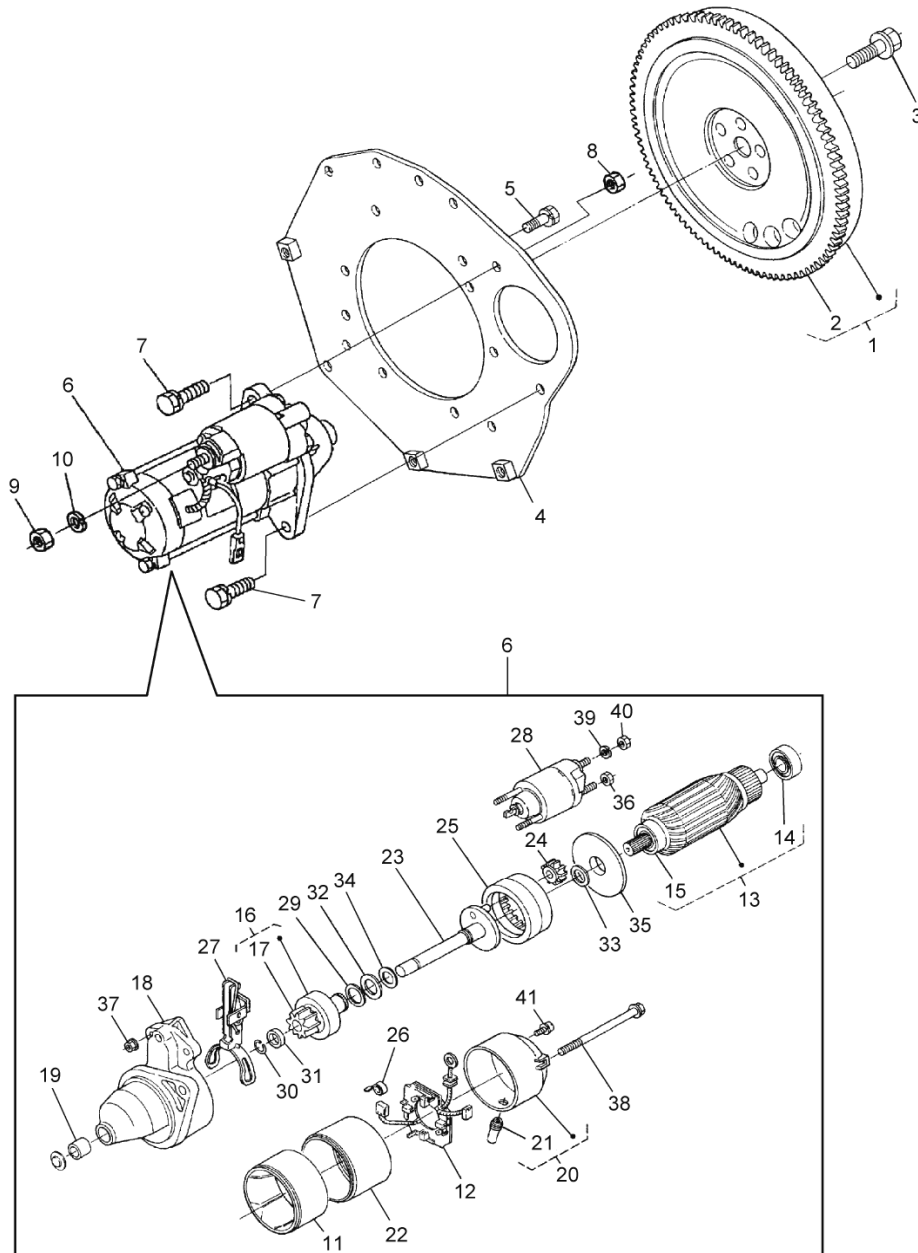
28. BSA-500-1.5/BSA-500-2.0
 ENGINE (Cam Shaft, Idle Shaft, Fuel Cam Shaft, Governer Shaft)



Status	Position	Parts Number	Parts Name	Unit Quantity	Set Unit Quantity	Specification	Remarks	Maker code
--------	----------	--------------	------------	---------------	-------------------	---------------	---------	------------

Status	Position	Parts Number	Parts Name	Unit Quantity	Set Unit Quantity	Specification	Remarks	Maker code
	1	647113		6				1685115552
	2	592959		6				1685115110
	3	416930		1			Incl.4-7	1586116120
	4	579821		1				0771500401
	5	577571		1				1J09416510
	6	579804		1	5			0571200518
	7	577573		1				1584116270
	8	976997		2	10			0102350612
	9	416931		1			Incl.10	1587524015
	10	416932		1				1587524284
	11	577576		1				1587524370
	12	636050		1				1587524320
	13	577578		1				1587524250
	14	976998		3	10			0102350614
	15	416933		1			Incl.9-13	1587599342
	16	414688		1			Incl.A,17-24	1687116022
	17	577633		1				0815306203
	18	592993		1				1685151150
	19	975909	KEY	1				0571200515
	20	404754		1				1584155452
	21	414689		1				1584155692
	22	577637		32				0771500801
	23	994992	CIRCLIP	1				1526155470
	24	975918	BALL	8				0771503217
	25	647122		1				1687197300
	26	577639		1	10			0461200170
	27	577640		1				1584116320
	28	976997		2	10			0102350612

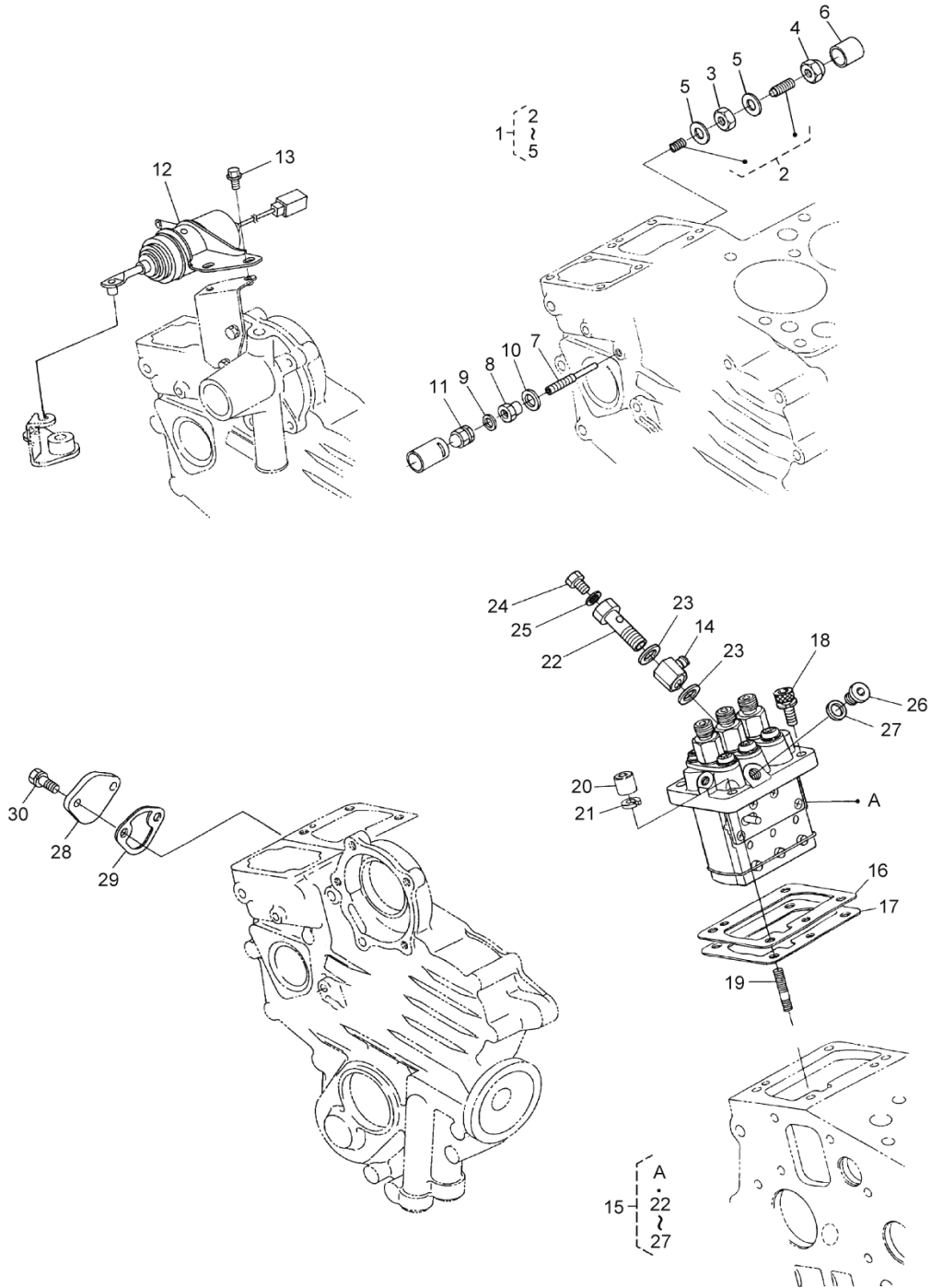
29. BSA-500-1.5/BSA-500-2.0
ENGINE (Fly Wheel, Starter)



Status	Position	Parts Number	Parts Name	Unit Quantity	Set Unit Quantity	Specification	Remarks	Maker code
--------	----------	--------------	------------	---------------	-------------------	---------------	---------	------------

Status	Position	Parts Number	Parts Name	Unit Quantity	Set Unit Quantity	Specification	Remarks	Maker code
	1	416947		1			Incl.2	1686125019
	2	416948		1				1687163820
	3	577611		5				1585225160
	4	647118		1				1686704620
	5	647119		10				1687191010
	6	643021	STARTER ASSY	1			Incl.11-41	6798031150
△	7	973304	BOLT M8X30	2				0112350830
	8	975880	NUT M8	2	10			0215650080
	9	975880	NUT M8	1	10			0215650080
	10	595952		1	10			0451260080
	11	635440		1				6A10031160
	12	635441	HOLDER ASSY	1				1495863380
	13	635442		1			Incl.14,15	6A10031170
	14	580029	BEARING	1				1550463530
	15	586242		1				1550463500
	16	635443		1			Incl.17	K351181430
	17	413027		1				1731163280
	18	643022		1				6798031180
	19	635445	BEARING	1				6A10031190
	20	635446		1			Incl.21	K351181450
	21	635447		1				1218263290
	22	635448		1				1495863530
	23	635449		1				K351181460
	24	635450		3				1495863260
	25	635451		1				1495863270
	26	580036		12				1540163390
	27	635452		1				1495863050
	28	626593	ROTOR SWITCH ASSY	1				1218163080
	29	635453		1				1495863170
	30	626595	SNAP RING	1				1218163220
	31	635454		1				1381663460
	32	635455		1				1495894010
	33	635456		1				1495894020
	34	635457		1				1495894030
	35	635458		1				1495894040
	36	635459		1				1661192020
	37	626597	NUT	2				1427892010
	38	598249		2				1146063320
	39	635460		1				1380194100
	40	580048		1				1961692010
	41	635461		2				K351181480

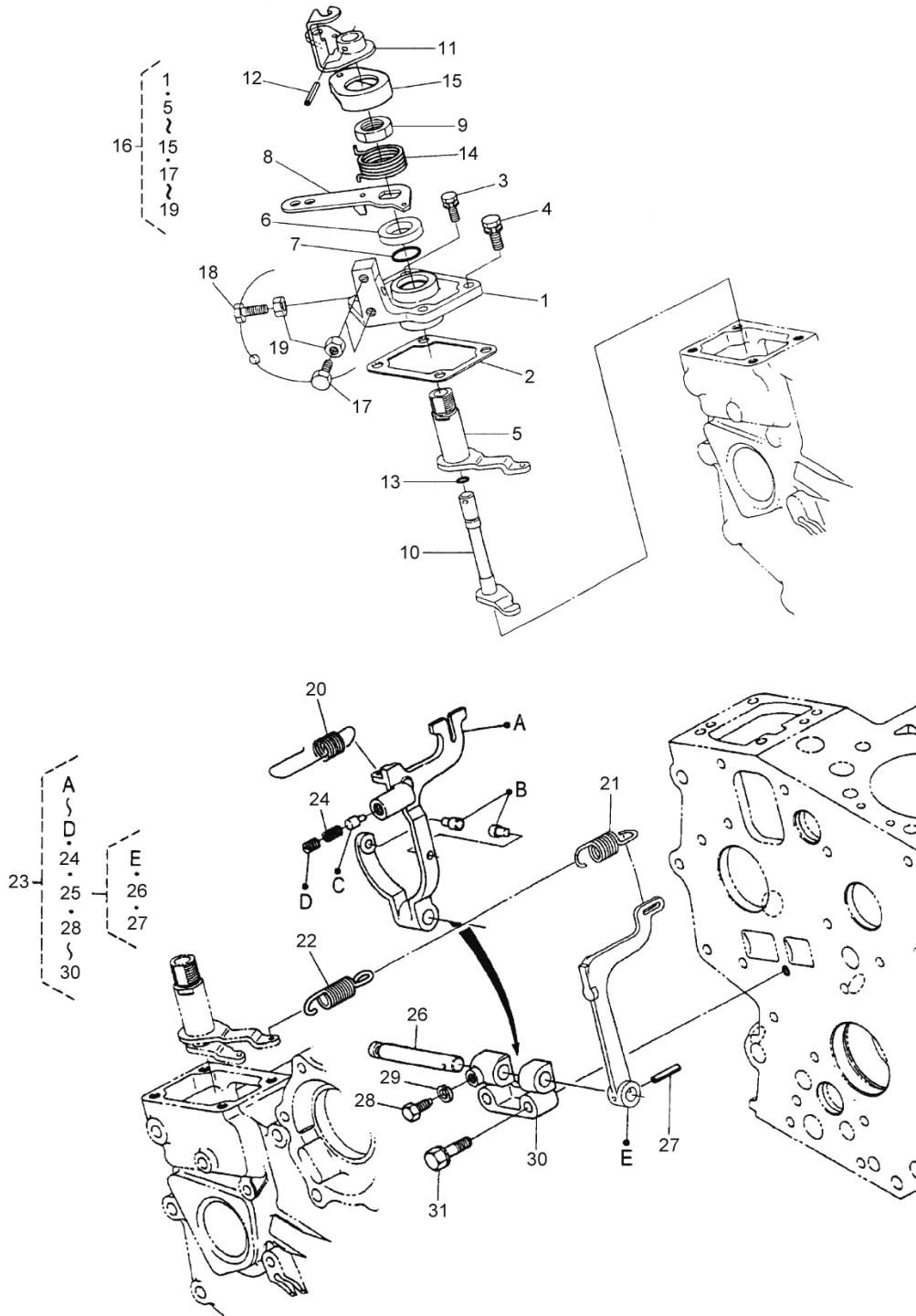
30. BSA-500-1.5/BSA-500-2.0
ENGINE (Idling Apparatus, Solenoid, Injection Pump)



Status	Position	Parts Number	Parts Name	Unit Quantity	Set Unit Quantity	Specification	Remarks	Maker code
--------	----------	--------------	------------	---------------	-------------------	---------------	---------	------------

Status	Position	Parts Number	Parts Name	Unit Quantity	Set Unit Quantity	Specification	Remarks	Maker code
	1	577643		1			Incl.2-5	1584154092
	2	577644		1				1584154100
	3	994946		1				1526192020
	4	577645		1				1584154220
	5	994948		2				1502133660
	6	577646		1				1584154270
	7	647123		1				1584154123
	8	404755		1				1G03154210
	9	977264		1	5			1560196650
	10	642999		1				1G02196650
	11	579899		1				1584192330
	12	407455	STOP SOLENOID	1				1685160014
	13	630770	FLANGE BOLT	2	5			0175450612
	14	577624		1				1584195683
	15	592988	INJECTION PUMP ASSY	1			Incl.A,22-27	1600651010
	16	413018		1			0.175mm	1G70052200
	16	592859		1			0.200mm	1600652092
	16	592860		1			0.250mm	1600652112
	17	592861		1			0.300mm	1600652122
	17	413019		1			0.350mm	1G70052160
	18	412042		2				1687191060
	19	579848		2				1584191500
	20	579849		2				1584192320
	21	997744		2	10			0451260060
	22	577750		1				1584151320
	23	580080		2				1584196650
	24	637961		1				1584151350
	25	637962		1				1584196660
	26	592867		1				1603096010
	27	635220		1				1586196650
	28	579850		1				1585252850
	29	598257	FUEL PUMP PACKING	1				1626452140
	30	976999	BOLT	2	10			0102350616

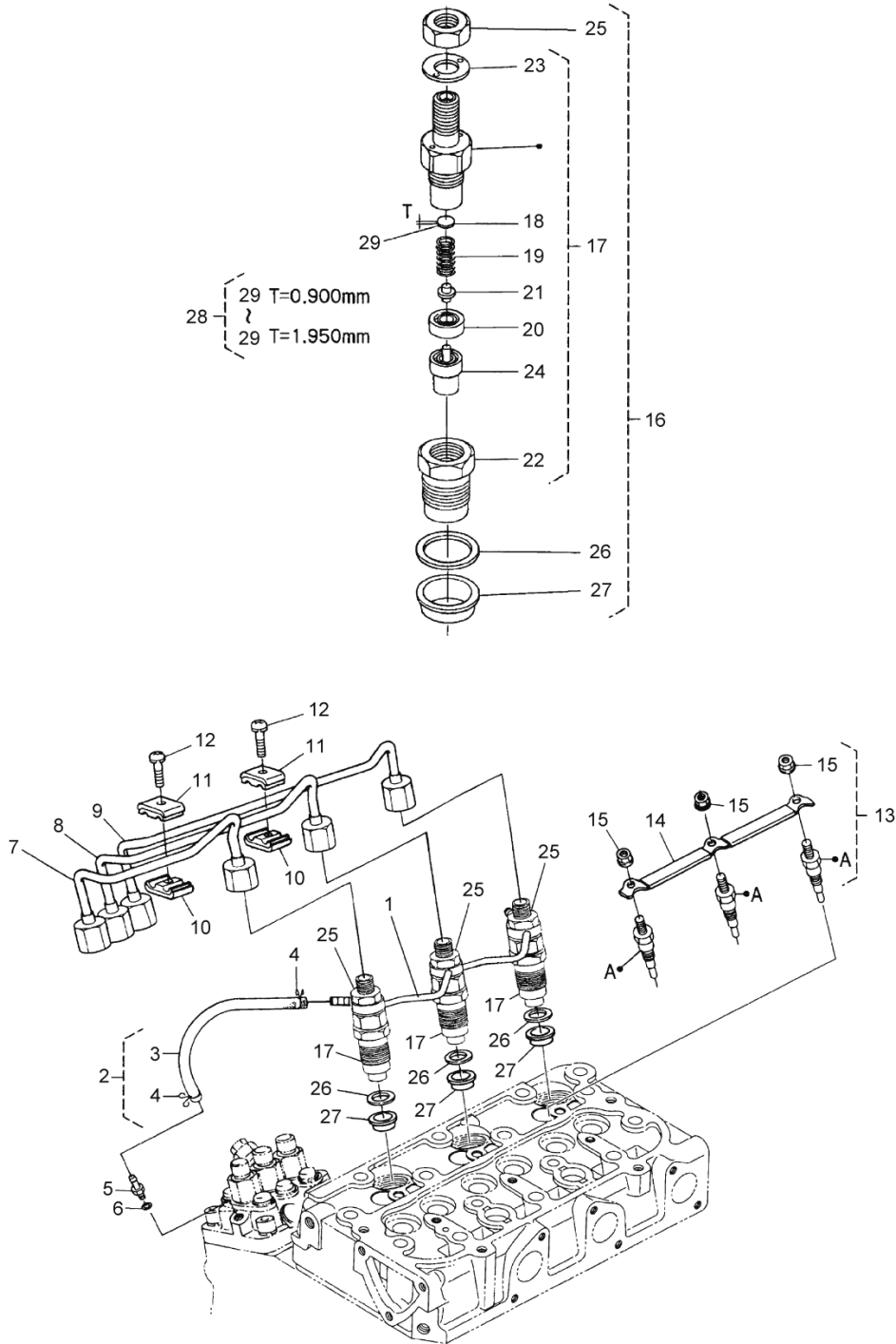
31. BSA-500-1.5/BSA-500-2.0
ENGINE (Speed Control Plate, Governor)



Status	Position	Parts Number	Parts Name	Unit Quantity	Set Unit Quantity	Specification	Remarks	Maker code
--------	----------	--------------	------------	---------------	-------------------	---------------	---------	------------

Status	Position	Parts Number	Parts Name	Unit Quantity	Set Unit Quantity	Specification	Remarks	Maker code
	1	643002		1				1584157112
	2	577667	PACKING	1				1584157212
	3	977000	BOLT	2				0102350618
	4	404757		2				1687191050
	5	643003	LEVER	1				1584156112
	6	643004		1				1928057240
	7	643005	O-RING	1				0481410160
	8	643006		1				1G63957150
	9	643007		1				1686692010
	10	643008		1				1687857742
	11	404758		1				1685157724
	12	632068		1				0541100314
	13	635232	O-RING	1				0481410070
	14	593009	SPRING	1				1687857920
	15	643010		1				1686657302
	16	404759		1			Incl.1,5-15,17-19	1756157013
	17	413020		2				1920291010
	18	413020		1				1920291010
×	19	975878	NUT M6	3		クボタ 0205650060		
	20	577650	START SPRING	1				1584156480
	21	414709		1				1686456410
	22	414710		1				1686456422
	23	416951		1			Incl.A-E,24-30	1G31856050
	24	416952		1				1585254230
	25	593070		1			Incl.E,26,27	1756356060
	26	577656		1				1584156150
	27	631971	SPRING PIN	1				0541100318
	28	994984		1				1526166410
	29	970142	SPRING WASHER	1	10			992-10050-012
	30	413025		1				1584156233
	31	977005	BOLT	2				0102350635

32. BSA-500-1.5/BSA-500-2.0
ENGINE (Nozzle Holder, Glow Plug)

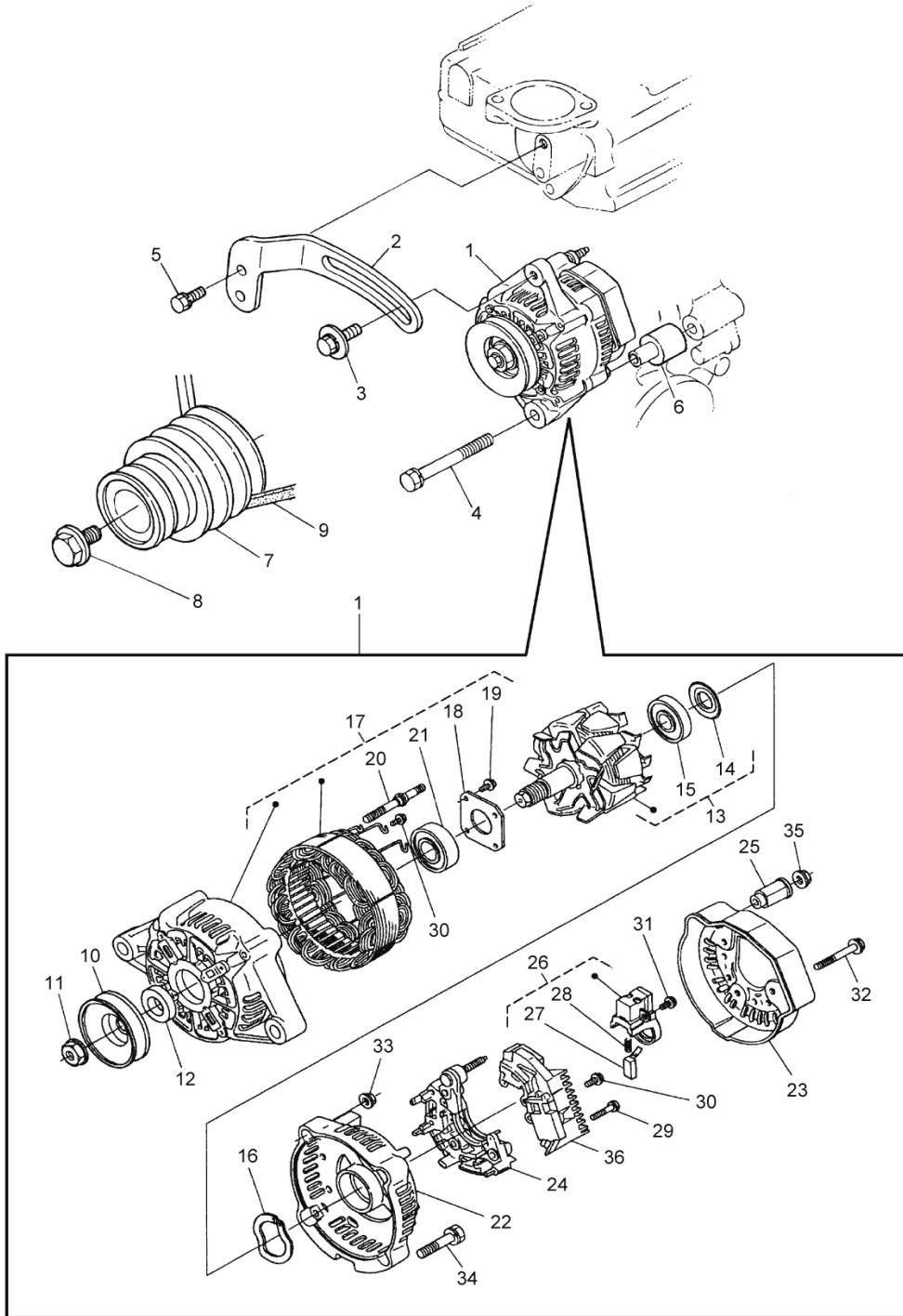


Status	Position	Parts Number	Parts Name	Unit Quantity	Set Unit Quantity	Specification	Remarks	Maker code
--------	----------	--------------	------------	---------------	-------------------	---------------	---------	------------

Status	Position	Parts Number	Parts Name	Unit Quantity	Set Unit Quantity	Specification	Remarks	Maker code
	1	592994	PIPE ASSY	1				1586242502
	2	635399		1			Incl.3,4	1584142500
	3	647125		1				1584142520
	4	994421	PIPE CLIP	2				1497142750
	5	579876		1				1584151360
	6	977264		1	5			1560196650
	7	413021		1				1G68653710
	8	413022		1				1G68653720
	9	413023		1				1G68653730
	10	995029		2				1584153850
	11	995030		2				1584153860
	12	975882		2				0302450520
	13	647129	GLOW PLUG	3			Incl.A,15	1685165512
	14	592999		1				1686165560
	15	592876		3				0276150040
	16	416949	NOZZLE HOLDER KIT	3			Incl.17-27	1600153904
	17	414698	NOZZLE HOLDER ASSY	3			Incl.18-24	1600153002
	18	580050	ADJUSTING WASHER	3				1584153230
	19	580051	NOZZLE SPRING	3				1584153170
	20	580052	DISTANCE PIECE	3				1584153350
	21	580053	PUSH ROD	3				1584153160
	22	593000		3				1647553280
	23	580055		3				1584194040
	24	593001		3				1685153610
	25	416950		3				1G82692032
	26	620009		3	5			1584153622
	27	592768		3				1907753650
	28	580057	ADJUSTING WASHER ASSY	3			OPTION Incl.29	1584198100
	29	580050	ADJUSTING WASHER	3			0.900mm	1584153230
	29	632122	ADJUSTING WASHER 0925	3			0.925mm	1584198510
	29	632123	ADJUSTING WASHER 0950	3			0.950mm	1584198520
	29	632124	ADJUSTING WASHER 0975	3			0.975mm	1584198530
	29	632125	ADJUSTING WASHER 1000	3			1.000mm	1584198540
	29	632126	ADJUSTING WASHER 1025	3			1.025mm	1584198550
	29	632127	ADJUSTING WASHER 1050	3			1.050mm	1584198560
	29	632128	ADJUSTING WASHER 1075	3			1.075mm	1584198570
	29	632129	ADJUSTING WASHER 1100	3			1.100mm	1584198580
	29	632130	ADJUSTING WASHER 1125	3			1.125mm	1584198590
	29	632131	ADJUSTING WASHER 1150	3			1.150mm	1584198600
	29	632132	ADJUSTING WASHER 1175	3			1.175mm	1584198610
	29	632133	ADJUSTING WASHER 1200	3			1.200mm	1584198620
	29	632134	ADJUSTING WASHER 1225	3			1.225mm	1584198630
	29	632135	ADJUSTING WASHER 1250	3			1.250mm	1584198640
	29	632136	ADJUSTING WASHER 1275	3			1.275mm	1584198650
	29	632137	ADJUSTING WASHER 1300	3			1.300mm	1584198660
	29	632138		3			1.325mm	1584198670
	29	632139		3			1.350mm	1584198680
	29	632140		3			1.375mm	1584198690
	29	632141		3			1.400mm	1584198700
	29	632142		3			1.425mm	1584198710
	29	632143		3			1.450mm	1584198720
	29	632144		3			1.475mm	1584198730
	29	632145		3			1.500mm	1584198740
	29	632146		3			1.525mm	1584198750
	29	632147		3			1.550mm	1584198760
	29	632148		3			1.575mm	1584198770
	29	632149		3			1.600mm	1584198780
	29	632150		3			1.625mm	1584198790
	29	632151		3			1.650mm	1584198800
	29	632152		3			1.675mm	1584198810
	29	632153		3			1.700mm	1584198820
	29	632154		3			1.725mm	1584198830
	29	632155		3			1.750mm	1584198840
	29	632156		3			1.775mm	1584198850
	29	632157		3			1.800mm	1584198860
	29	632158		3			1.825mm	1584198870
	29	632159		3			1.850mm	1584198880
	29	632160		3			1.875mm	1584198890
	29	632161		3			1.900mm	1584198900
	29	632162		3			1.925mm	1584198910

Status	Position	Parts Number	Parts Name	Unit Quantity	Set Unit Quantity	Specification	Remarks	Maker code
	29	632163		3			1.950mm	1584198920

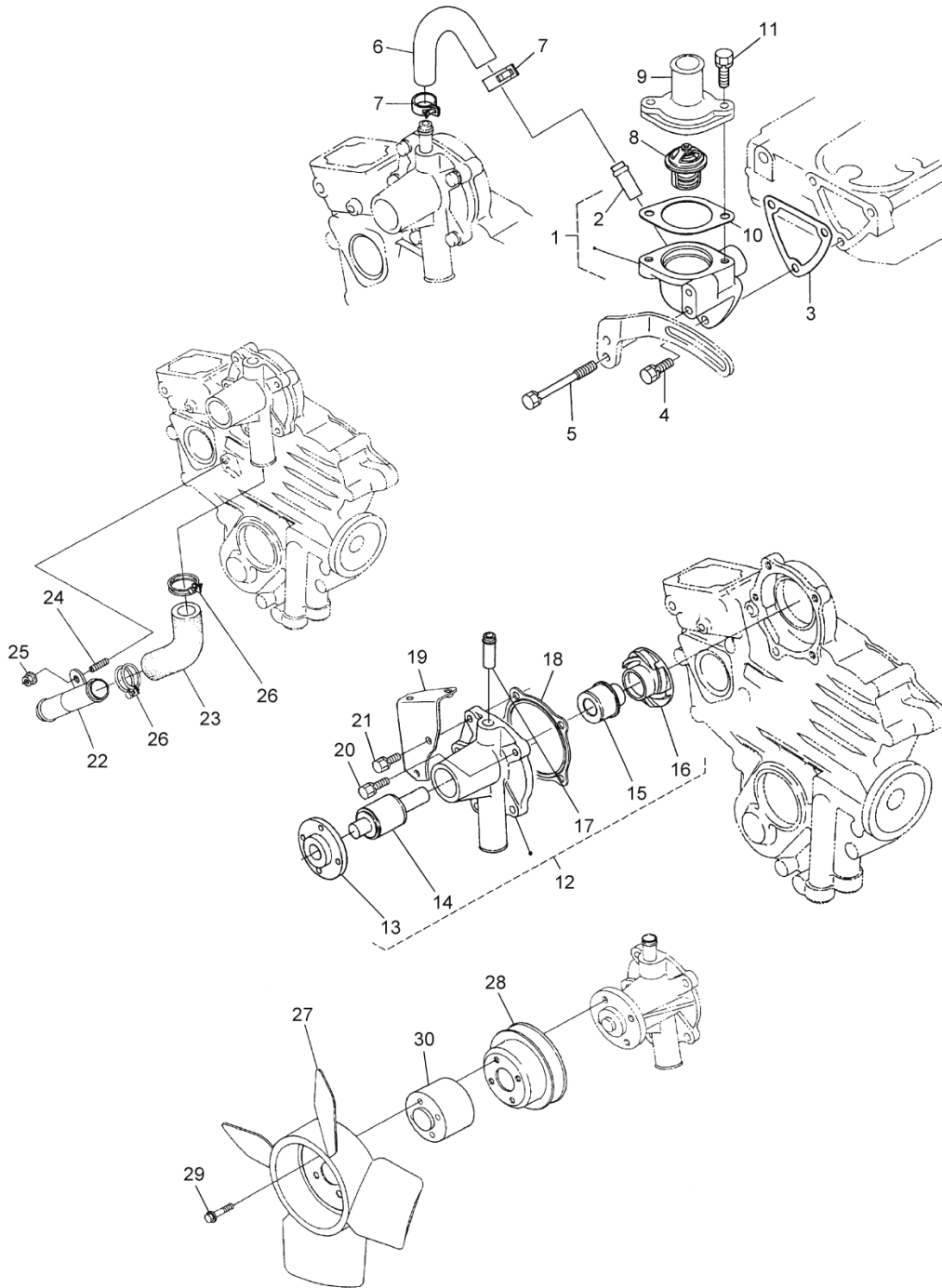
33. BSA-500-1.5/BSA-500-2.0
ENGINE (Alternator, Pulley)



Status	Position	Parts Number	Parts Name	Unit Quantity	Set Unit Quantity	Specification	Remarks	Maker code
--------	----------	--------------	------------	---------------	-------------------	---------------	---------	------------

Status	Position	Parts Number	Parts Name	Unit Quantity	Set Unit Quantity	Specification	Remarks	Maker code
	1	647142	ALTERNATOR ASSY	1			Incl.10-36	1K53164013
	2	593072		1				1989664422
	3	404767		1				1687191030
	4	647143		1				0112550860
	5	976999	BOLT	1	10			0102350616
	6	647144		1				1983764374
	7	593073		1				1721474280
	8	577675		1				1588191030
	9	577467	FAN BELT	1			FM330	1539372530
	10	579999		1				1588164110
	11	580000		1				1588192010
	12	580001		1				1588164150
	13	643016		1			Incl.14,15	6643664040
	14	580003		1				1588164800
	15	643017	BEARING	1				1665264770
	16	580005		1				1588164810
	17	580006		1			Incl.18-21	1623164020
	18	580007		1				1588164710
	19	580008		4				1588193010
	20	580009		2				1588164260
	21	643018	BEARING	1				1665264782
	22	643019		1				1623164060
	23	643020		1				1623164230
	24	580013	RECTIFIER ASSY	1				1623164850
	25	580014		1				1624164900
	26	633928	BRUSH HOLDER	1			Incl.27,28	1665264310
	27	580016		2				1588164090
	28	580017	BRUSH SPRING	2				1588164330
	29	580018		2				1588193020
	30	580019		6				1588193030
	31	580020		1				1588193040
	32	580021		3				1588191040
	33	580022		2				1588192020
	34	580023		2				1588191050
	35	997827		1				1418292030
	36	646814	REGULATOR	1				1K53164602

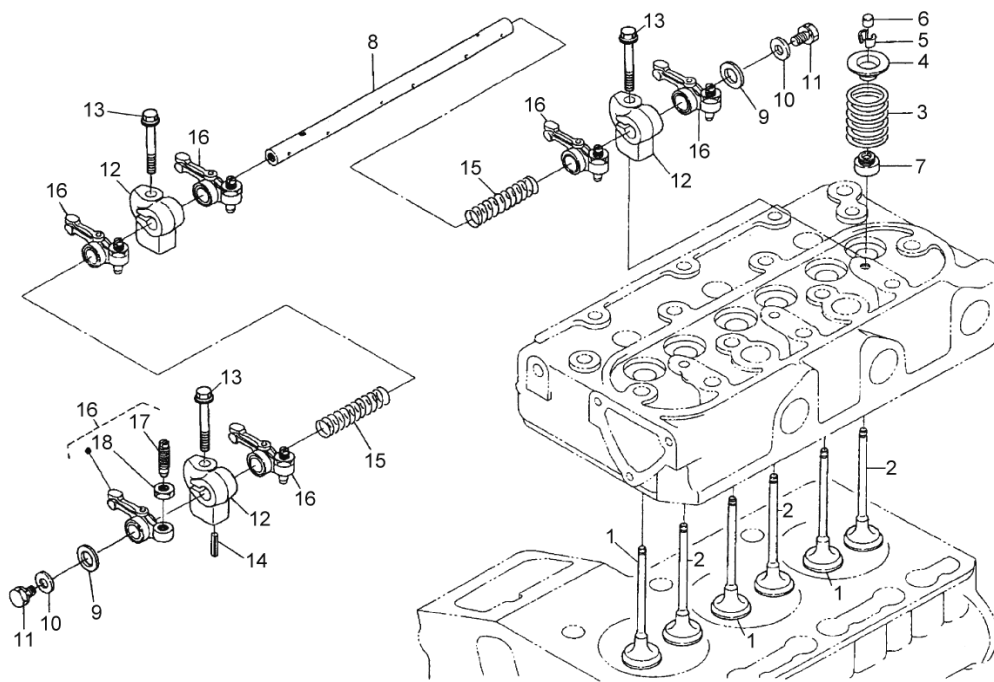
34. BSA-500-1.5/BSA-500-2.0
ENGINE (Water Flange, Thermostat, Water Pump)



Status	Position	Parts Number	Parts Name	Unit Quantity	Set Unit Quantity	Specification	Remarks	Maker code
--------	----------	--------------	------------	---------------	-------------------	---------------	---------	------------

Status	Position	Parts Number	Parts Name	Unit Quantity	Set Unit Quantity	Specification	Remarks	Maker code
	1	577690		1			Incl.2	1584172700
	2	592760	TURN PIPE	1				1624173370
	3	647145	GASKET	1				1584172923
	4	976999	BOLT	2	10			0102350616
	5	579730		1				1584191040
	6	577696	WATER RETURN HOSE	1				1584173350
	7	579945		2				1624173360
	8	416956	THERMOSTAT ASSY	1				1920373013
	9	577695		1				1584173260
	10	620016	GASKET	1				1685173270
	11	579616		2	10			0102350622
	12	404768	WATER PUMP ASSY	1			Incl.13-17	1906973036
	13	577698		1				1585273520
	14	577699	BEARING	1				1585273550
	15	576146	MECHANICAL SEAL ASSY	1				1585273050
	16	404769		1				1906973510
	17	576148		1				1585273340
	18	413028	GASKET WATER PUMP	1				1685173430
	19	647146		1				1666760110
	20	579616		2	10			0102350622
	21	997783		2	10			0102350630
	22	577685		1				1584172860
	23	577686	WATER PIPE HOSE	1				1584172870
	24	643032		1				1584191510
	25	580582	FLANGE NUT	1	10			0275150060
	26	577714	PIPE BANK	2				1584172960
	27	593018	FAN	1				1587274110
	28	577673	FAN PULLEY	1				1584174250
	29	631954	BOLT	4				0175450660
	30	592765	FAN COLLAR	1		クボ タ15656-74152		1565674152

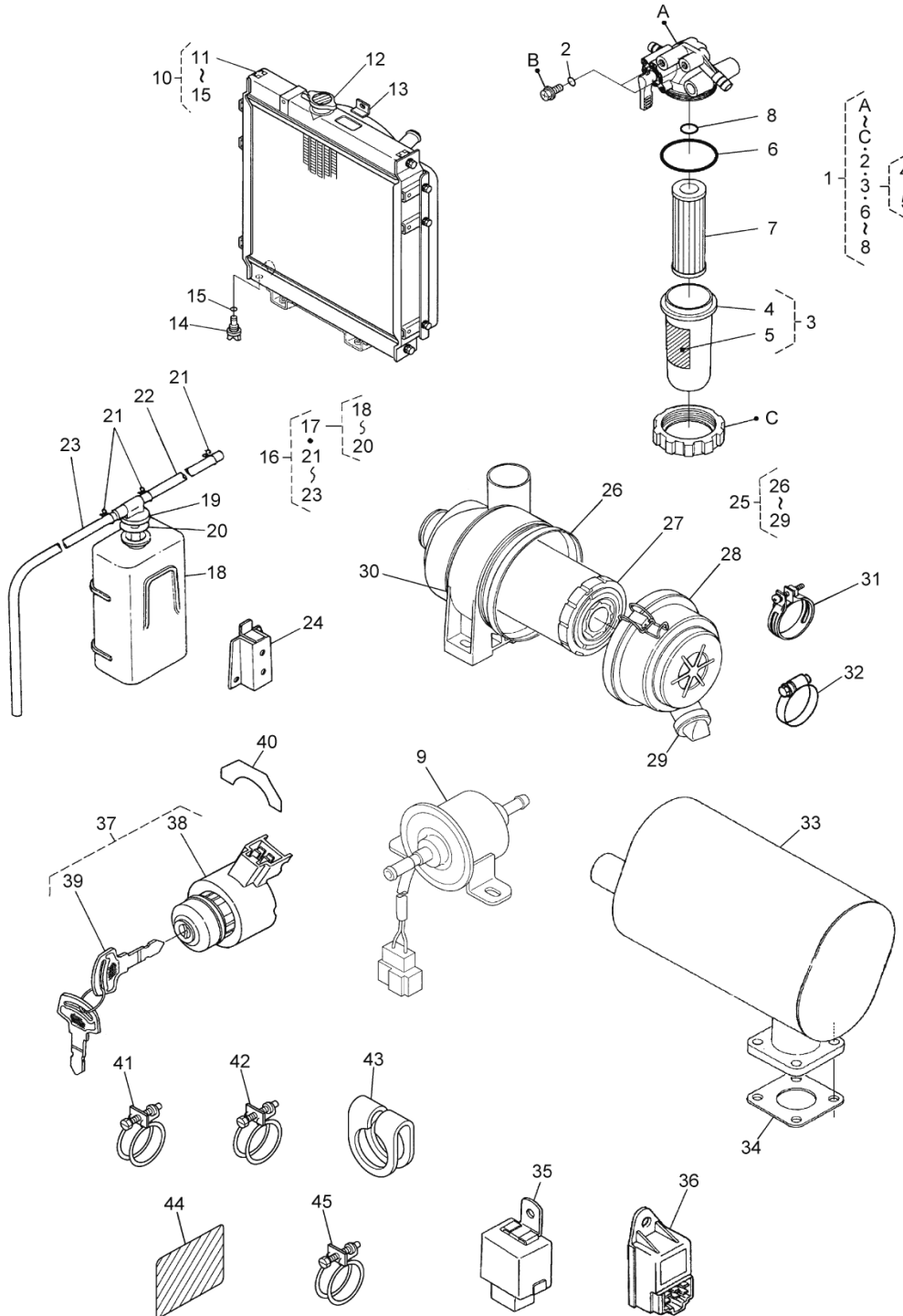
35. BSA-500-1.5/BSA-500-2.0
ENGINE (Valve, Rocker Arm)



Status	Position	Parts Number	Parts Name	Unit Quantity	Set Unit Quantity	Specification	Remarks	Maker code
--------	----------	--------------	------------	---------------	-------------------	---------------	---------	------------

Status	Position	Parts Number	Parts Name	Unit Quantity	Set Unit Quantity	Specification	Remarks	Maker code
	1	407467	MACHINED DISC(INLET)	3				1G68613110
	2	407468	MACHINED DISC(EXHAUST)	3				1G68613120
	3	577549	SPRING	6				1460113240
	4	577550	SPRING RETAINER	6				1460113330
	5	577551	SPRING COLLET	6			SET	1460113360
	6	592948		6				1685113280
	7	592949	SEAL	6				1142013150
	8	407469		1				1586114264
	9	592950		2				1687114430
	10	635249		2	5			1584194022
	11	581076		2	10	M6X10 7T(SWツキ)		0102350610
	12	404770		3				1G95814350
	13	632049	FLANGE BOLT	3				0175450640
	14	977030		1	10			0541100420
	15	407470		2				1460114312
	16	413031		6			Incl.17,18	1584114036
	17	577564		6				1584114230
	18	632060	NUT	6				1460114240

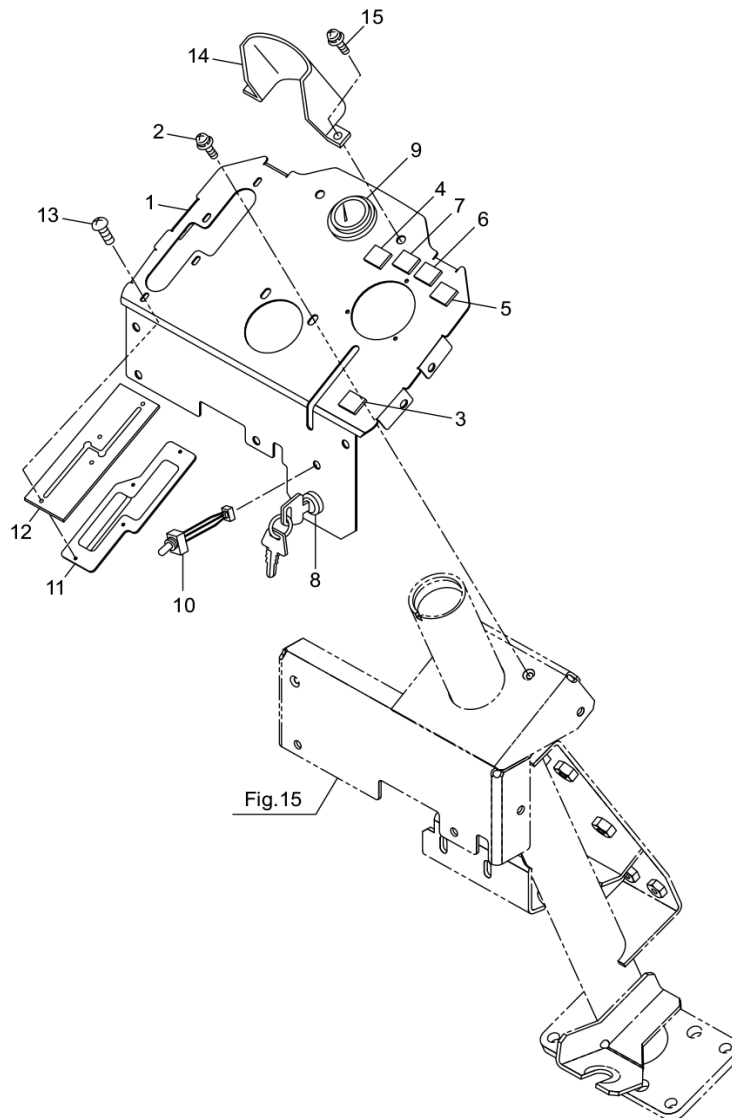
36. BSA-500-1.5/BSA-500-2.0
ENGINE (Accessories)



Status	Position	Parts Number	Parts Name	Unit Quantity	Set Unit Quantity	Specification	Remarks	Maker code
--------	----------	--------------	------------	---------------	-------------------	---------------	---------	------------

Status	Position	Parts Number	Parts Name	Unit Quantity	Set Unit Quantity	Specification	Remarks	Maker code
	1	413040	FUEL FILTER ASSY	1			Incl.A-C,2-8	1G31343010
	2	643013	O-RING	2				0481700060
	3	413041	FLTER CUP ASSY	1			Incl.4,5	1G31343100
×	4	413042		1				1G31343580
	5	413043		1				1G31388430
	6	413044	O-RING	1				1G31343650
	7	413045	ELEMENT ASSY	1		ホ 1G313-43560		1G31343560
	8	413046	O-RING	1				1G31343570
	9	404766	FUEL PUMP WP	1				R140151352
	10	413029		1			Incl.11-15	EG60372060
	11	407465		1				1G95872112
	12	405534	CAP(RADIATOR)	1				1758016060
	13	413030		1				EG60372330
	14	405536		1				3407016070
	15	405537		1				3407016090
	16	647150		1			Incl.17-23	RC10142470
	17	647151		1			Incl.18-20	5633141500
	18	635427	TANK BODY	1				1553172410
	19	635429		1				1553172422
	20	635430		1				1553172432
	21	635434		3				1550172470
	22	647152		1				5636341520
	23	647153		1				RC30147480
	24	655207	RESERVE TANK STAY	1		ホ 11982-72460		
	25	647154	AIR CLEANER	1		ホ 1G657-11010	Incl.26-29	
×	26	647155	AIR CLEANER BODY	1				1G65711150
	27	647156	AIR CLEANER ELEMENT	1		ホ 1G65911220		1G65911220
	28	647157	AIR CLEANER COVER	1				1G65711160
	29	647158	VACUARATOR	1				1G65711470
	30	647159	BRACKET	1				1G65911250
	31	976011	BAND	2		ホ 15221-11720		1522111720
	32	976218	BAND	1				1526111720
	33	414319	MUFFLER COMP.	1				6795558510
	34	995112	MUFFLER PACKING	1				1526312370
	35	625389	TIMER(KEY STOP)	1		T0070-3141-0		T007031410
	36	593080	TIMER(GLOW LAMP)	1				3374075294
	37	414321	STARTER SWITCH ASSY	1			Incl.38,39	1524863590
	38	635512	STARTER SWITCH	1				6C04055412
	39	635513	KEY(STARTER)	1				1524863700
	40	656004	LABEL	1		11420-8752-0		1142087520
	41	593050	HOSE CLAMP	2				0931889036
	42	659747		2				0931889039
	43	635348		1				1522112433
	44	624423		1		ホ T0180-49570		T018049570
	45	577714	PIPE BANK	2				1584172960

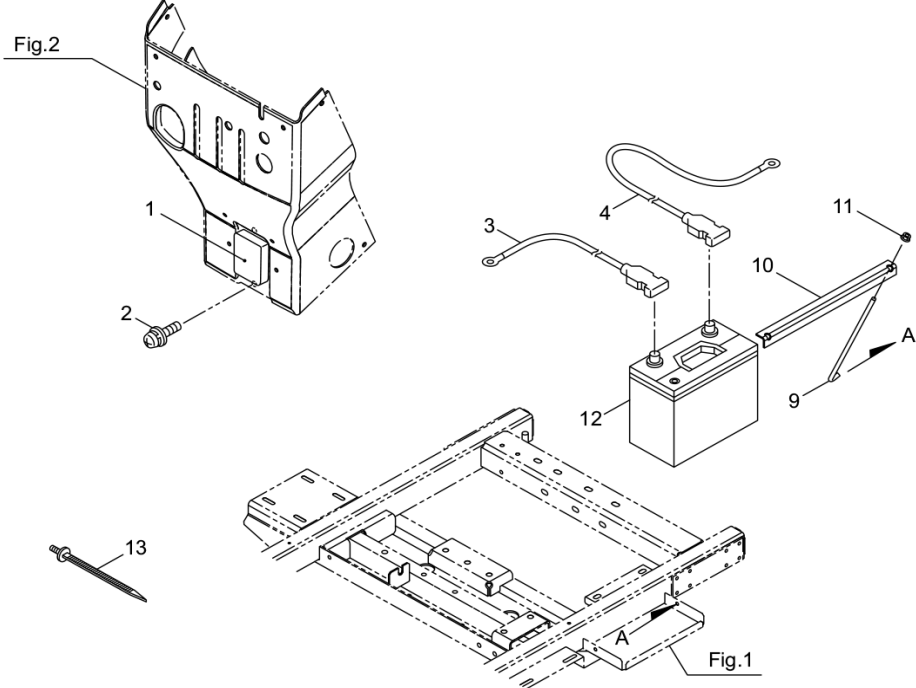
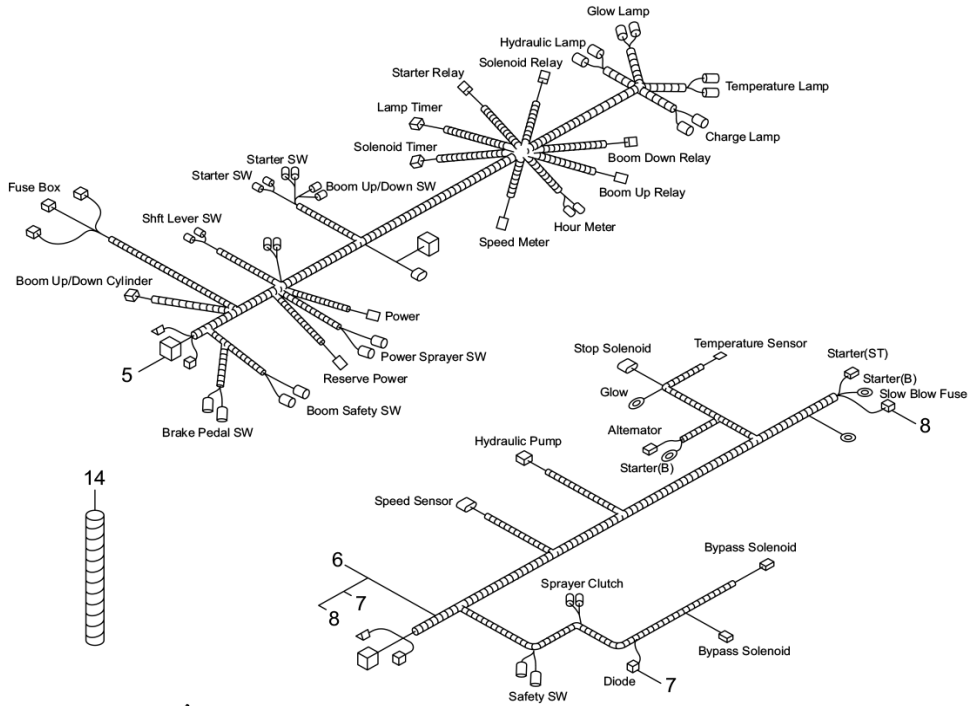
37. BSA-500-1.5/BSA-500-2.0
INSTRUMENT PANEL



Status	Position	Parts Number	Parts Name	Unit Quantity	Set Unit Quantity	Specification	Remarks	Maker code
--------	----------	--------------	------------	---------------	-------------------	---------------	---------	------------

Status	Position	Parts Number	Parts Name	Unit Quantity	Set Unit Quantity	Specification	Remarks	Maker code
	1	864736	INSTRUMENT PANEL	1				
	2	189421	SCREW	2	5	M6X16(SM)	M6X16(SM)	
	3	179103	SWITCH	1		ユ-ｼ V235360-00		
	4	860647		1		BL61-140-120		
	5	861578		1		BL61-140-080		
	6	861579		1		BL61-140-060		
	7	861580		1		BL61-140-140		
	8	861581	STARTER SWITCH ASSY	1				1524863590
	9	861582	SPEED METER	1		NNP M1347		
	10	864081	SWITCH	1		S-8AW		
	11	865216		1				
	12	864738		1				
	13	864739	SCREW	4		M4X8	M4X8	
	14	861583	HOOD	1				
	15	189421	SCREW	2	5	M6X16(SM)	M6X16(SM)	

38. BSA-500-1.5/BSA-500-2.0
ELECTRICAL PARTS



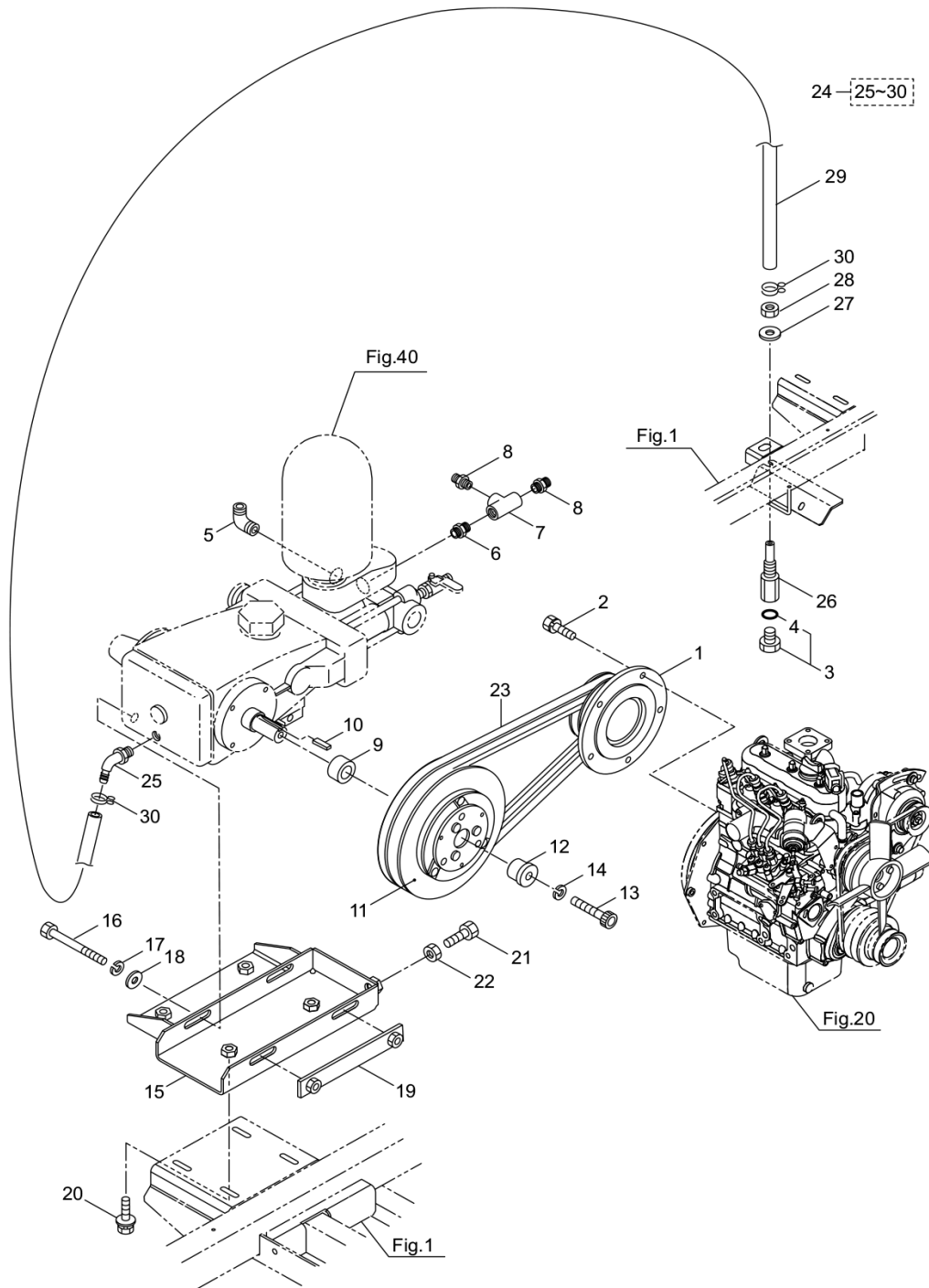
Status	Position	Parts Number	Parts Name	Unit Quantity	Set Unit Quantity	Specification	Remarks	Maker code
--------	----------	--------------	------------	---------------	-------------------	---------------	---------	------------

Status	Position	Parts Number	Parts Name	Unit Quantity	Set Unit Quantity	Specification	Remarks	Maker code
	1	862619	FUSE BOX	1		エンジン		
	2	189421	SCREW	2	5	M6X16(SM)	M6X16(SM)	
	3	864960	BATTERY CORD(-)	1		AV20FB 1050L	1050L	
	4	864961	BATTERY CORD(+)	1		AV20FB 800L	800L	
	5	865821	WIRE HARNESS	1		パネル	Panel	
	6	865996	WIRE HARNESS	1		エンジン	Engine Incl.7,8	
	7	291196	DIODE	1		M(6098-0061)3A		
	8	685844	LOW FUSE	1		40Aヤサキ7327-6046	40A	
	9	681290	HOOK BOLT	2		M6	M6	
	10	682001	STAY	1				
	11	126756	FLANGE NUT	2	5	M6	M6	
	12	689245		1		60B24R	60B24R	
	13	189564	CLAMP	4		REL30SDP6 イース		
	14	108923	TUBE	1		P-6 200L	200L	

Status	Position	Parts Number	Parts Name	Unit Quantity	Set Unit Quantity	Specification	Remarks	Maker code
	1	864740	CHEMICAL TANK ASSY	1		BSA-500	Incl.2-18	
	2	150772	ELBOW	4				
	3	150773	PACKING	4	5	17X25X4	17X25X4	
	4	016949	WASHER 17X24X1	4	5	17X24XT1 BSP	17X24XT1	
	5	101393	HEX. NUT	4		PF3/8	PF3/8	
	6	867557	STUD BOLT	4		M12X50(P-11461)	M12X50	
	7	172197	GASKET FOR RIM D.455	1		ARAG 350460.020		
	8	187537	SCREW	8	5	M5X20	M5X20	
	9	172203	HINGED LID D.455 FLAT SURFACE	1		ARAG 356060(㊦㊧)	Incl.10-18	
	10	646628	FLOAT CASE	1				ARAG 356060.050
	11	189950	FLY-NUT	1		ARAG 2002070		
	12	646629	FLOAT CAP	1				ARAG 356060.060
	13	172196	NUT RING	1		ARAG 356060(㊦㊨)		
	14	646624	ARM	1				ARAG 356060.030
	15	646625	PIN	1				ARAG 356060.040
	16	646626	O-RING	1				ARAG 322000.040
	17	186835	PACKING	1		ARAG 356660.020		
	18	183682	FLOAT	1		ARAG 356060.080		
	19	682374	FEMALE-MALE REDUCER	1		ARAG 2452056		
	20	867558		1				
	21	199032	ADAPTER	2		G1/2XG1/4	G1/2XG1/4	
	22	867559	NUT	4		M12	M12	
	23	864743	VYNIL HOSE	1		12X16X390L	12X16X390L	
	24	166835	VYNIL HOSE	1		12X16X700L	12X16X700L	
	25	187741	FILTER NET	1				
	26	199503	NIPPLE	1		GEO 8056202		
	27	866295		1		25X40XT5	25X40XT5	
	28	199505	NUT	1		GEO 8042201		
	29	860235	STRAIGHT HIDR.AGITATOR NOZZLE	2		ARAG 50220412		
	30	861516		1		BSA-650	Incl.31-46	
	31	860618	SEAT	1		HONYI 410-CFL01		
	32	861517		1				
	33	126990	NUT	2	5	M8 2ｼﾞユ	M8	
	34	126232	WASHER SPRING	2	10	M8 2ｺﾞウ	M8	
	35	127216	WASHER	2	5	M8 ミｶﾞｷマル	M8	
	36	089500		1		M8X220LX30S	M8X220LX30S	
	37	127216	WASHER	2	5	M8 ミｶﾞｷマル	M8	
	38	126990	NUT	2	5	M8 2ｼﾞユ	M8	
	39	861518		1				
	40	126763	BOLT	2	5	M8X20(SM)	M8X20(SM)	
	41	861519		1				
	42	126990	NUT	4	5	M8 2ｼﾞユ	M8	
	43	126232	WASHER SPRING	2	10	M8 2ｺﾞウ	M8	
	44	127216	WASHER	2	5	M8 ミｶﾞｷマル	M8	
	45	186846		2		ナンﾊﾞﾌﾟﾚｽ		
	46	549386		2	5	M8X40(SM)	M8X40(M)	

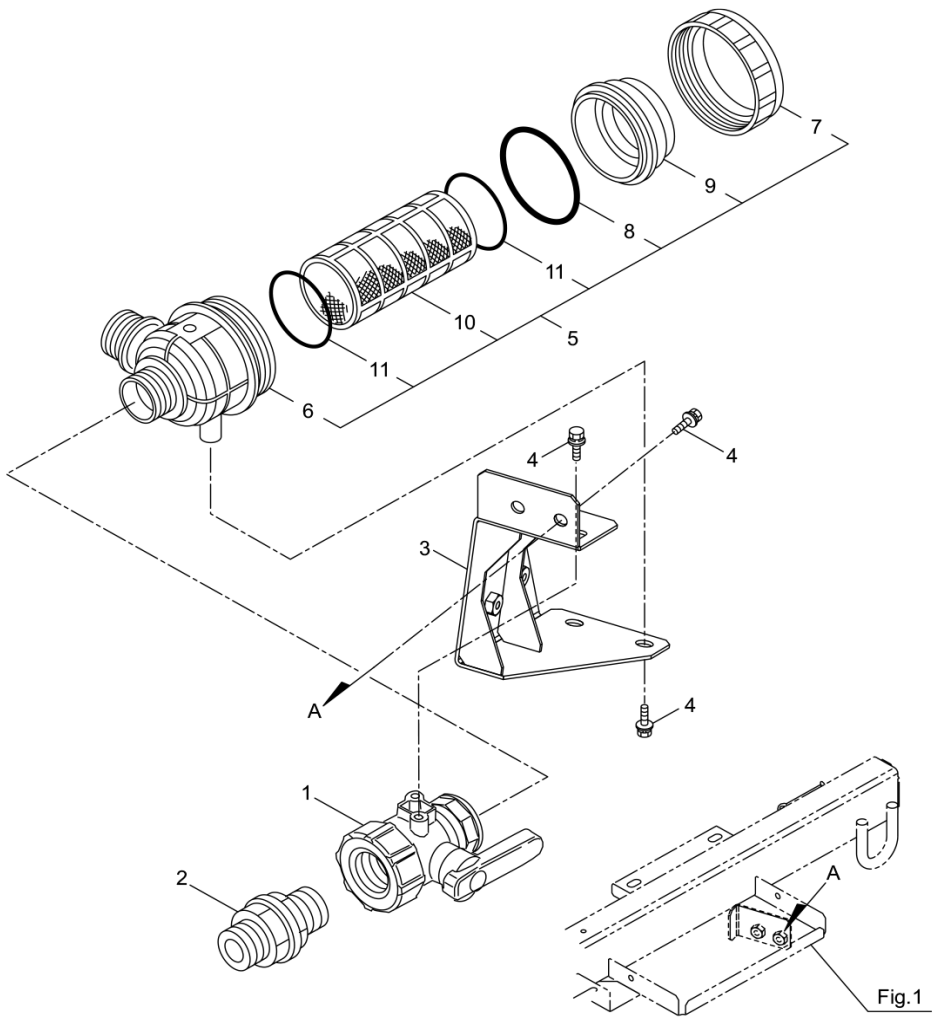
Status	Position	Parts Number	Parts Name	Unit Quantity	Set Unit Quantity	Specification	Remarks	Maker code
	1	818483	MS625(BSA500)	1				
	2	130657		1		MS625S	MS625S	
	3	130637	CRANKCASE	1		サイト ケー ジ ミキ		
	4	121415		1				
	5	087822	SCREW HEX SOCKET	4		M6X18	M6X18	
	6	117609	LEVER ASSY	1		アサハ G1/4XR1/4	G1/4XR1/4	
	7	108366	DRAIN PLUG	1		G1/4	G1/4	
	8	023170	O-RING	1	5	P12.5	P12.5	
	9	091264	CAP OIL FILLER	1		W35.85	Incl.10	
	10	014177	O-RING	1		P35 1ｼｺA	P35	
	11	130444	REAR COVER CRANKCASE	1		P/N122053		
	12	048773	O-RING REAR COVER	1		119X96X2.0	119X96X2.0	
	13	092241	OIL GAUGE	2			Incl.14	
	14	044428	PACKING	2	5	25X34XT2	25X34XT2	
	15	126201	HEX FANGE NUT	4	5	M8	M8	
	16	161619	SPRING	4	5	ヨビ 6ｼ ヌカｼ ヌウ	#6	
	17	125824	BOLT	4	5	M6X16(SMK)	M6X16(SMK)	
	18	044273	CRANKSHAFT C43342	1		ソダ ｲ105193 18		
	19	014480	BEARING 6305	2		#6305	#6305	
	20	130468		1		P/N043745		
	21	043222	SEAL OIL	2		D25356	D25356	
	22	043343	O-RING SEAL CASE	2		61.8X1.8	61.8X1.8	
	23	109692	SHAFT-PROTECTOR M109692	1				
	24	125824	BOLT	4	5	M6X16(SMK)	M6X16(SMK)	
	25	130548	AIR CHAMBER ASSY	1				
	26	121411	MANIFOLD DISCHARGE	1				
	27	121218	MACHINED DISC	3		MS513	Incl.28	
	28	043793	O-RING	3	5	25.8X28.5X1.1	25.8X28.5X1.1	
	29	120948	PISTON ROD	3				
	30	043351	PIN PLUNGER ROD	3		11X28.5	11X28.5	
	31	044285	SEAL OIL	3		S10.5 34 7	10.5 34 7	
	32	043530	RETAINER SEAL	3	5			
	33	043532	WICK	3	5			
	34	026853	PACKING	3	5			
	35	043355	PAN OIL	1				
	36	100015	SEAL PACKING	3				
	37	107610	INLET MANIFOLD	1				
	38	130493		4		M8X117X11X18	M8X117X11X18	
	39	128353		2		M10X50X26	M10X50X26	
	40	130470	PLUG	1		R3/4 1ｼｺ	R3/4	
	41	130539	FITTING	6				
	42	043781	O-RING CYLINDER	6	5	24.2X2.3	24.2X2.3	
	43	027536	O-RING 27.2X2.65	6	5	27.2X2.65	27.2X2.65	
	44	011261	SPACER CYLINDER PACKING	1	5	28.5X32XT0.5	28.5X32XT0.5 Only Center	
	45	107992	CYLINDER PIPE	3		32X35.5X56ﾐﾝｼ	32X35.5X56	
	46	634031	A-BLOCK	3			Incl.47-52	
	47	027944	MACHINED DISC	3		7X28XT3.8	7X28XT3.8	
	48	632587	PISTON PACKING ASSY	3			Incl.52	
	49	027796	SPACER PISTON	3		7X10X11.5	7X10X11.5	
	50	027947	RETAINER PISTON	3		7X26X3	7X26X3	
	51	015850	WASHER LOCK	3	5	M7 2ｺﾞ ﾏ	M7	
	52	115598	NUT	3		M7	M7	
	53	293996	BUSHING	1		1/2X3/4(ｼﾊﾝ)	1/2X3/4	
	54	048737	CONNECTING ROD ASSY TNM	3				

41. BSA-500-1.5/BSA-500-2.0
POWER SPRAYER-2



Status	Position	Parts Number	Parts Name	Unit Quantity	Set Unit Quantity	Specification	Remarks	Maker code
	1	864633		1				
	2	096051	BOLT SW	5	5	M8X20-7T	M8X20-7T	
	3	091376	PLUG ASSY	1		G1/4	G1/4 Incl.4	
	4	023170	O-RING	1	5	P12.5	P12.5	
	5	195035	ELBOW	1		R1/2XG1/2(7- ハ)	R1/2XG1/2	
	6	101527	NIPPLE	1		PT1/4XPT3/8	PT1/4XPT3/8	
	7	143183	ADAPTER	1		2019-01-04	1/4	
	8	171603	NIPPLE	2		PF1/47-ハ XPT1/4	PF1/4XPT1/4	
	9	191437	COLLAR	1				
	10	030057	KEY	1		6X6X25 リヨウマル	6X6X25	
	11	195778	ELECTROMAGNETIC CLUTCH ASSY	1		MA-18		
	12	864634	COLLAR	1				
	13	680142	CAP SCREW	1		M8X35	M8X35	
	14	126232	WASHER SPRING	1	10	M8 2ゴウ	M8	
	15	864635		1				
	16	089100	BOLT M8X120X22	2		M8X120X22	M8X120X22	
	17	126232	WASHER SPRING	2	10	M8 2ゴウ	M8	
	18	127216	WASHER	2	5	M8 ミカキマル	M8	
	19	861821	PLATE NUT	1		M8	M8	
	20	126763	BOLT	4	5	M8X20(SM)	M8X20(SM)	
	21	080326		1		M10X60	M10X60	
	22	127433	HEXAGON NUT	1	5	M10 2シユ	M10	
	23	154393	V-BELT	2		LA41 オレンジ		
	24	864639		1		BSA-500	Incl.25-30	
△	25	865306		1		HL-348スギタハ ル ブ		
	26	173411	JOINT	1				
	27	126575	WASHER	1	5	M12 ミカキマル	M12	
	28	081061	NUT	1	5	M12 2シユ	M12	
	29	864640		1		BS- OKE06X195L	195L	
	30	868687		2		TS140-05-00		

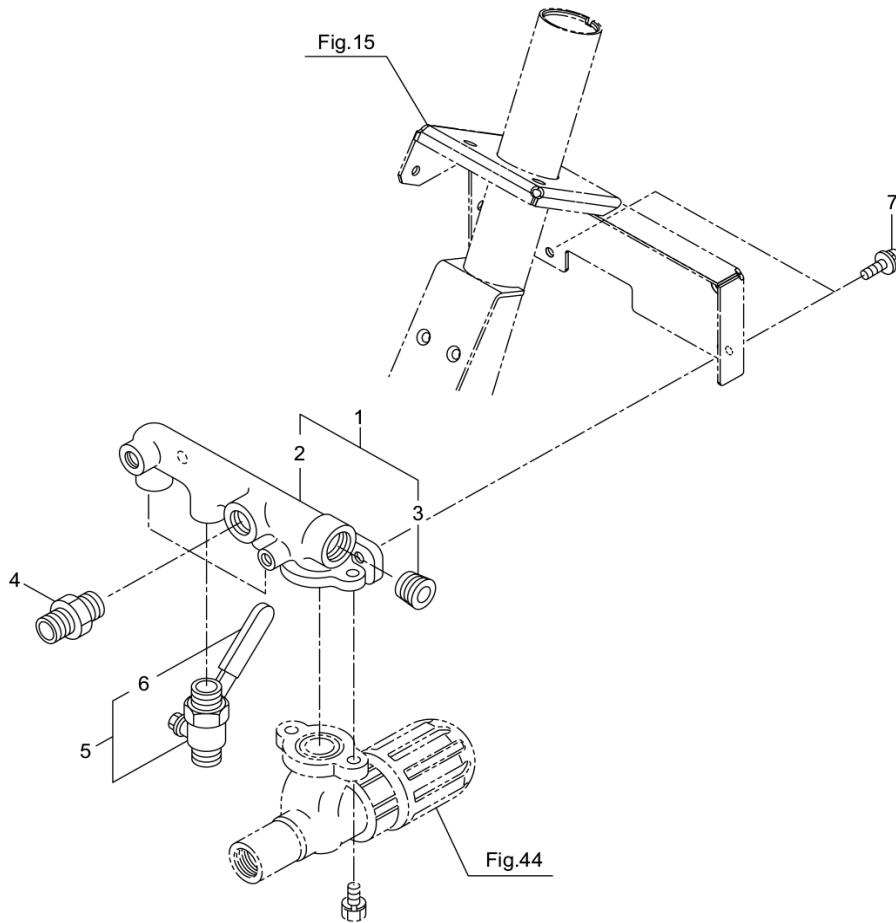
42. BSA-500-1.5/BSA-500-2.0
STRAINER



Status	Position	Parts Number	Parts Name	Unit Quantity	Set Unit Quantity	Specification	Remarks	Maker code
--------	----------	--------------	------------	---------------	-------------------	---------------	---------	------------

Status	Position	Parts Number	Parts Name	Unit Quantity	Set Unit Quantity	Specification	Remarks	Maker code
	1	867920	BALL COCK	1		ARAG 45511105	1 1/4	
	2	188442	NIPPLE	1		GEO 8056301		
	3	864863		1				
	4	817007	BOLT	6	5	M8X16(SM)	M8X16(SM)	
	5	866039	STRAINER(#50)	1		ARAG3102053(#50)	Incl.6-11	
	6	866040	BODY	1		ARAG3102050.010		
	7	161656	NUT	1		ARAG 310000.040		
	8	866041	O-RING	1		W1517-14		
	9	866042	CAP	1		ARAG3102000.020		
	10	866043	SCREEN	1		ARAG3102003.030		
	11	866044	O-RING	2		ARAG 462200.040		

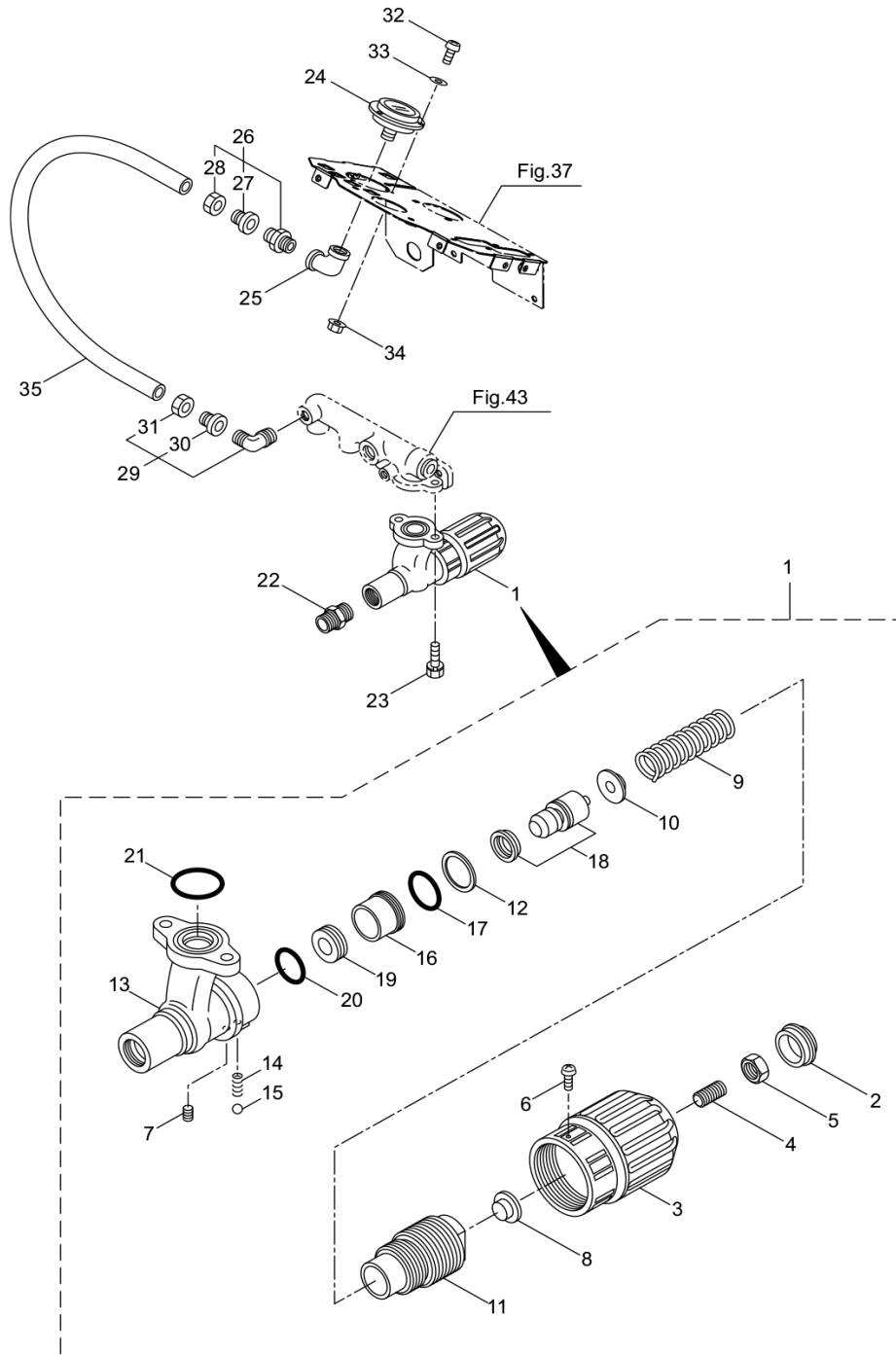
43. BSA-500-1.5/BSA-500-2.0
DIVIDER



Status	Position	Parts Number	Parts Name	Unit Quantity	Set Unit Quantity	Specification	Remarks	Maker code
--------	----------	--------------	------------	---------------	-------------------	---------------	---------	------------

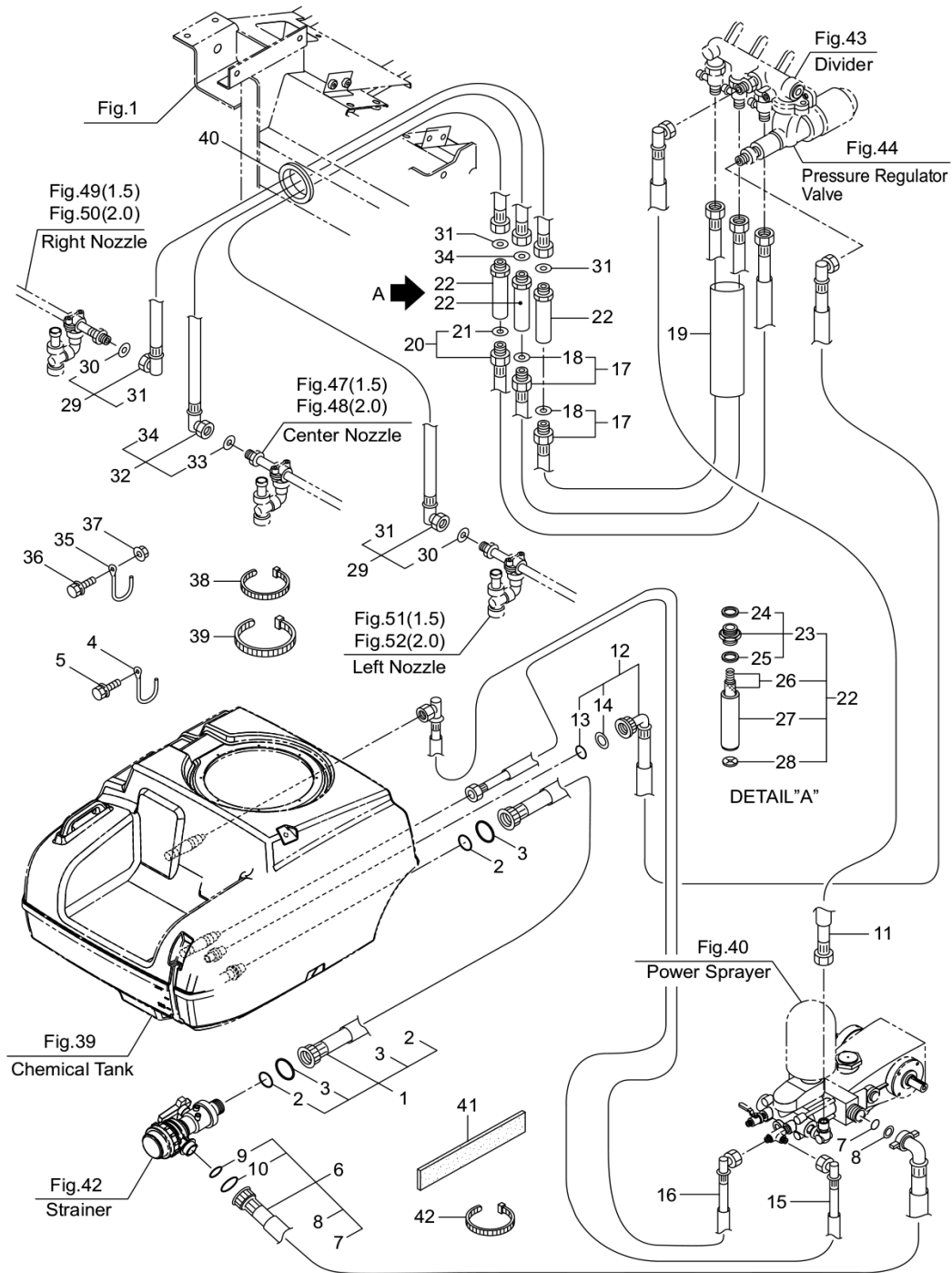
Status	Position	Parts Number	Parts Name	Unit Quantity	Set Unit Quantity	Specification	Remarks	Maker code
	1	863964	DEVIDER	1			Incl.2,3	
×	2	863965		1				
×	3	863966	PLUG	1		R1/2	R1/2	
	4	189160	NIPPLE	1		R1/2XG1/2($\bar{\tau}$ - \bar{h})	R1/2XG1/2	
	5	199046	BALL COCK ASSY	3		R3/8XG3/8($\bar{\tau}$ - \bar{h})	R3/8XG3/8 Incl.6	
	6	682458	HANDLE	3		45		
	7	189421	SCREW	2	5	M6X16(SM)	M6X16(SM)	

44. BSA-500-1.5/BSA-500-2.0
PRESSURE REGULATOR VALVE, PRESSURE GAUGE



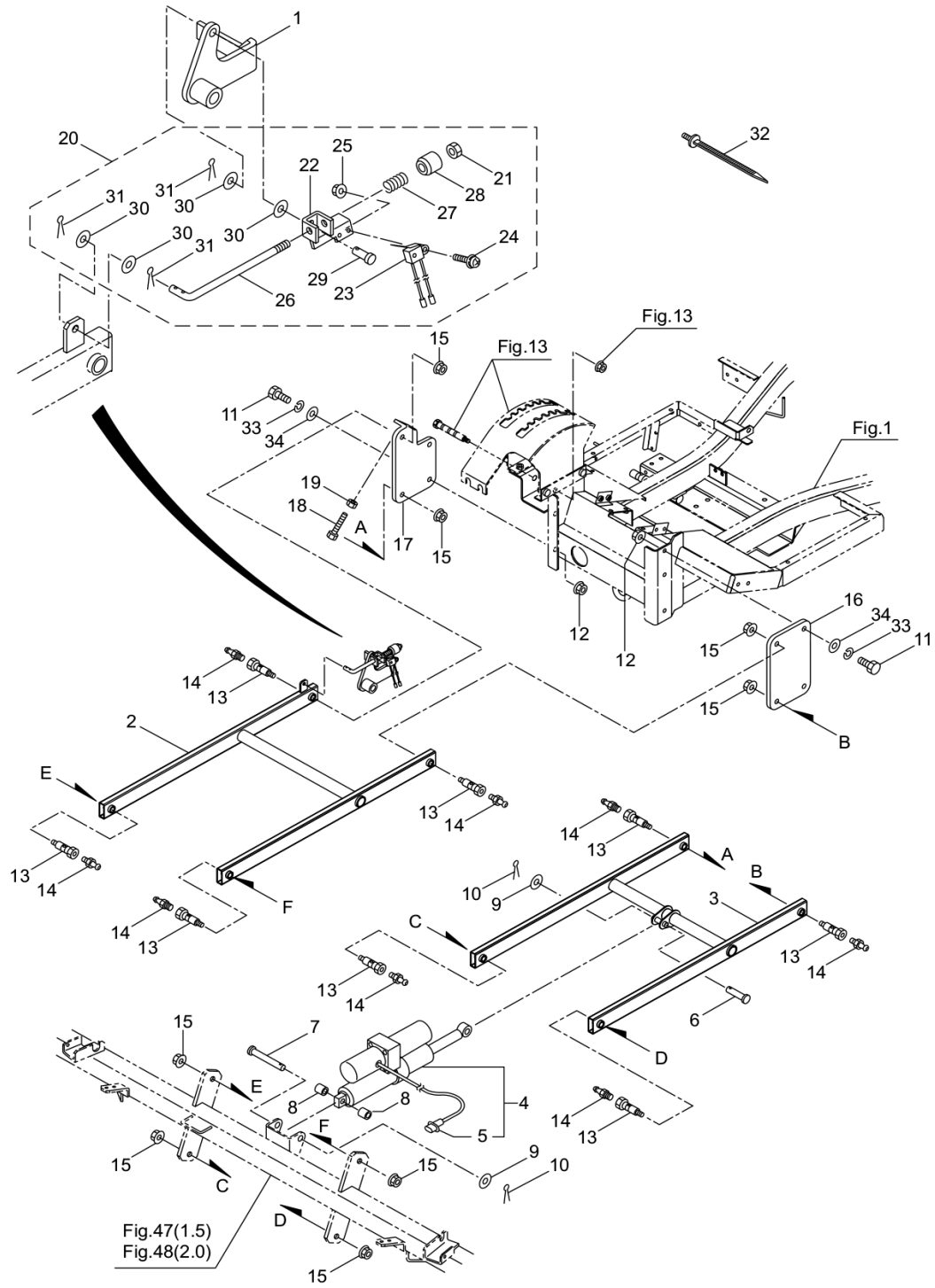
Status	Position	Parts Number	Parts Name	Unit Quantity	Set Unit Quantity	Specification	Remarks	Maker code
	1	116934		1		116934	Incl.2-21	
	2	105518	CAP	1	5			
	3	118702	KNOB	1				
	4	088918	Cap Screw	1		M10X18 マルサキ	M10X18	
	5	126195	NUT	1	5	M10 3ｼｼ	M10	
	6	087484	SCREW(+)	1	10	M3XP0.5X6	M3XP0.5X6	
	7	088915	SCREW	1	5	M5X8 ｸﾞﾗｽ ﾏﾞｷ	M5X8	
	8	107912	WASHER	1				
	9	103274	SPRING	1		5.0-66L		
	10	107913	WASHER	1				
	11	107914	GUIDE	1				
	12	107915	WASHER	1	5	22.6X26.7XT1	22.6X26.7XT1	
	13	107916	BODY	1				
	14	107221	SPRING	1		0.6-7L		
	15	106498	BALL	1		5/32	5/32	
	16	117252	SLEEVE	1				
	17	013975	O-RING (S24)	1	5	S24	S24	
	18	105725	PISTON ASSY	1		MS5000		
	19	117251	MACHINED DISC	1				
	20	011338	O-RING P18	1	5	P18	P18	
	21	020285	O-RING CYLINDER	1	5	P24	P24	
	22	657737	NIPPLE	1		R1/2XG3/4 テｰﾊﾞ	R1/2XG3/4	
	23	126258	HEX HEAD SCREW	2	5	M8X20	M8X20	
	24	825573	PRESSURE REGULATOR 900 PSI	1		WIKA 213.53.063		
	25	654221	90-ELBOW	1		R1/4	R1/4	
	26	068850	MALE CONNECTOR	1		C2N-5/16- PT1/4	C2N-5/16-PT1/4 Incl.27,28	
	27	066302	SLEEVE	1				
	28	066303	NUT	1		CIN 5/16		
	29	068736	MALE ELBOW	1		L2N-5/16- PT1/4	L2N-5/16-PT1/4 Incl.30,31	
	30	066302	SLEEVE	1				
	31	066303	NUT	1		CIN 5/16		
	32	088303		3	10	M3X12	M3X12	
	33	065000	WASHER	3	10	M3 ﾏﾞｶ ﾏﾞｷ	M3	
	34	180140	NUT	3	5	M3	M3	
	35	065988	HYLON TUBE N2-2 5/16X200	1		N2-2-5/16X200	N2-2-5/16X200	

45. BSA-500-1.5/BSA-500-2.0
CHEMICAL PIPING



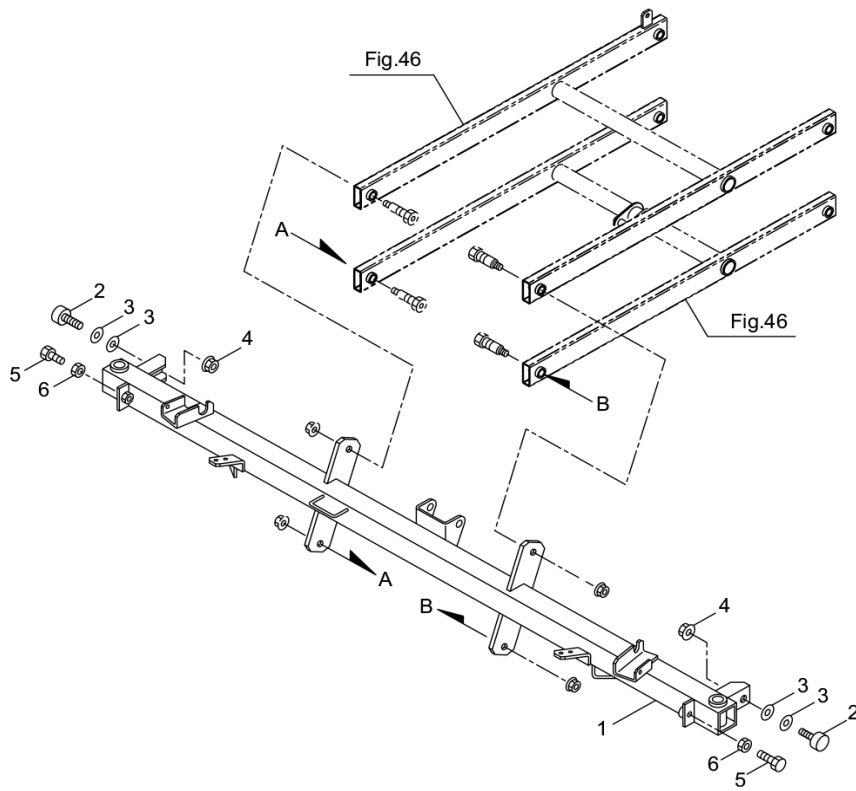
Status	Position	Parts Number	Parts Name	Unit Quantity	Set Unit Quantity	Specification	Remarks	Maker code
	1	867421	SUCTION HOSE ASSY	1			32X900L Incl.2,3	
	2	161307	O-RING	2	5	ARAG G10051		
	3	161308	O-RING	2	5	ARAG G10061		
	4	860431	HOOK	1				
	5	817007	BOLT	1	5	M8X16(SM)	M8X16(SM)	
	6	864660	SUCTION HOSE ASSY	1			25X1020L Incl.7-10	
	7	161309	O-RING	1	5	ARAG G10041		
	8	103687	SEAL	1	5	23.5X30XT2	23.5X30XT2	
	9	161307	O-RING	1	5	ARAG G10051		
	10	161308	O-RING	1	5	ARAG G10061		
	11	867635	DISCHARGE HOSE ASSY	1			13X2SX2650L	
	12	864665	DISCHARGE HOSE ASSY	1			19X28X1650L Incl.13,14	
	13	682622	O-RING	1	5	GEO G00001012		
	14	188603	PACKING	1	5	18.5X24XT2	18.5X24XT2	
	15	867432	DISCHARGE HOSE ASSY	1			8.5X2SX1150L	
	16	867434	DISCHARGE HOSE ASSY	1			8.5X2SX720L	
	17	825580		2			10X2SX1300L Incl.18	
	18	114303	PACKING	2	5	14.2X19XT2	15X20.5XT2	
	19	659321	HOSE PROTECTOR	1		11/4X400 サニ-	11/4X400L	
	20	825582		1			10X2SX1300L Incl.21	
	21	114303	PACKING	1	5	14.2X19XT2	15X20.5XT2	
	22	681563	STRAINER(BEST CLEANER)	3		ヤマホ 451084	Incl.23-28	
	23	681634		3		ヤマホ F-2061P	Incl.24,25	
	24	681635	PACKING	3	5	14.2X19XT2		
	25	681636	PACKING	3	5	ヤマホ F-702		
	26	681637		3		ヤマホ F-301-60		
	27	681638		3		ヤマホ F-233		
	28	681639		3	5	ヤマホ F-7040		
	29	825584		2			10X2SX1200L Incl.30,31	
	30	111569	PACKING	2	5	9.5X15XT1.5	9.5X15XT1.5	
	31	111569	PACKING	2	5	9.5X15XT1.5	9.5X15XT1.5	
	32	825586		1			10X2SX1000L Incl.33,34	
	33	111569	PACKING	1	5	9.5X15XT1.5	9.5X15XT1.5	
	34	111569	PACKING	1	5	9.5X15XT1.5	9.5X15XT1.5	
	35	860431	HOOK	1				
	36	126763	BOLT	1	5	M8X20(SM)	M8X20(SM)	
	37	126201	HEX FANGE NUT	1	5	M8	M8	
	38	685050	NYLON CABLE TIE	17		CV-350B(70)	CV-350B	
	39	685051	BAND	2		CV-450B(70)	CV-450B	
	40	104410	GROMET	1		60	60	
	41	681559		2		70X420XT2	70X420XT2	
	42	197166		4		CV-300R	CV-300R	

46. BSA-500-1.5/BSA-500-2.0
BOOM LIFT



Status	Position	Parts Number	Parts Name	Unit Quantity	Set Unit Quantity	Specification	Remarks	Maker code
	1	864137		1				
	2	864127		1				
	3	864817	PIPE ASSY	1				
	4	863974	POWER CYLINDER	1			Incl.5	
	5	182484	WATERPROOF CONNECTOR	1		NMWPが タ2キヨク		
	6	865797	PIN	1				
	7	865798	PIN	1				
	8	864134	COLLAR	2		14X17.3X18L		
	9	126796	WASHER M14	2	5	M14 ミガキマル	M14	
	10	014735	COTTER PIN 3X28	2	5	3X28	3X28	
	11	089385	BOLT	4	5	M10X30-7T	M10X30-7T	
	12	126567	FLANGED HEX NUT M10	4	5	M10 トクシユ	M10	
	13	864136	BOLT	8		M10	M10	
	14	069553	GREASE NIPPLE	8		A-MT6X1が タ	A-MT6X1	
	15	126567	FLANGED HEX NUT M10	8	5	M10 トクシユ	M10	
	16	864146		1				
	17	864147		1				
	18	654527		1		M10X45	M10X45	
	19	127433	HEXAGON NUT	1	5	M10 シユ	M10	
	20	864148		1			Incl.21-31	
	21	117177	NUT	1		M8	M8	
	22	864141	BRACKET	1				
	23	863976		1				
	24	816001		1		M4X16(SMK)	M4X16(SMK)	
	25	146162		1	10	M4X0.7	M4X0.7	
	26	864149		1				
	27	864143	SPRING	1		1.4-43.5L		
	28	864144	PIPE	1				
	29	067030	CLEVIS PIN	1				
	30	065006	WASHER	4	10	M8 ミガキマル	M8	
	31	014314	COTTER PIN	3	10	2X18	2X18	
	32	189564	CLAMP	1		REL30SDP6 イス ズ		
	33	126231	WASHER LOCK	4	5	M10 2ゴウ	M10	
	34	013849	WASHER	4	5	M10 ミガキマル	M10	

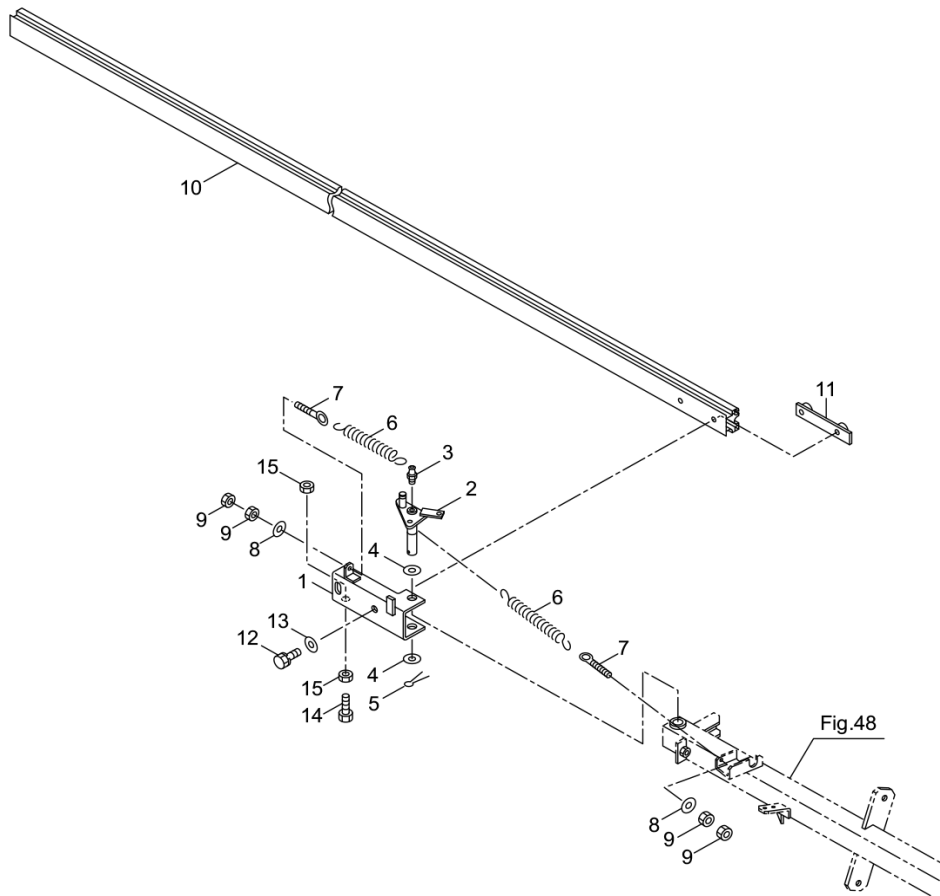
48. BSA-500-2.0
 CENTER BOOM, NOZZLE



Status	Position	Parts Number	Parts Name	Unit Quantity	Set Unit Quantity	Specification	Remarks	Maker code
--------	----------	--------------	------------	---------------	-------------------	---------------	---------	------------

Status	Position	Parts Number	Parts Name	Unit Quantity	Set Unit Quantity	Specification	Remarks	Maker code
	1	864815	CENTER BOOM ASSY	1				
	2	067979	BUFFER	2		15-M8X35 カタネジ	15-M8X35	
	3	101209	WASHER 8.5X25XT0.5	4		8.5X25XT0.5	8.5X25XT0.5	
	4	126201	HEX FANGE NUT	2	5	M8	M8	
	5	126531	SCREW HEX	2	5	M10X30	M10X30	
	6	127433	HEXAGON NUT	2	5	M10 2ヶ1	M10	

50. BSA-500-2.0
 RIGHT BOOM, NOZZLE

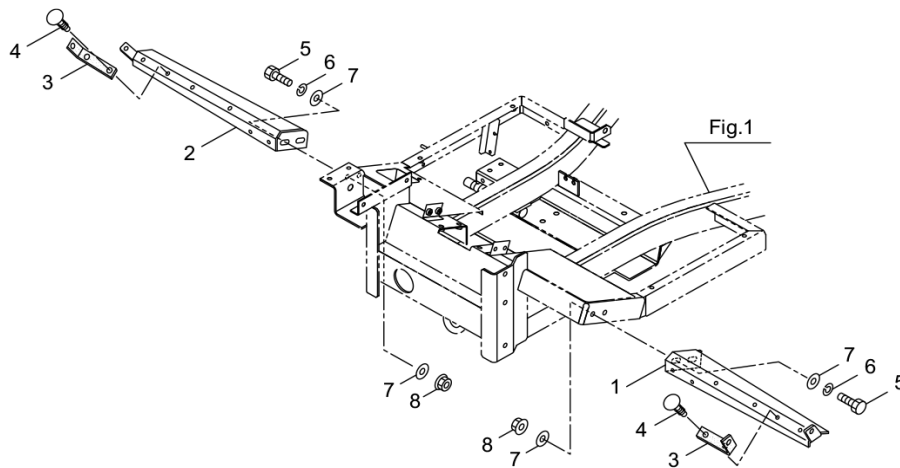


Status	Position	Parts Number	Parts Name	Unit Quantity	Set Unit Quantity	Specification	Remarks	Maker code
--------	----------	--------------	------------	---------------	-------------------	---------------	---------	------------

Status	Position	Parts Number	Parts Name	Unit Quantity	Set Unit Quantity	Specification	Remarks	Maker code
	1	862885	BRACKET ASSY	1				
	2	865598	LEVER	1				
	3	069553	GREASE NIPPLE	1		A-MT6X1が ^タ	A-MT6X1	
	4	022901	WASHER	2	5	M16 ミ ^カ キ ^ル	M16	
	5	014735	COTTER PIN 3X28	1	5	3X28	3X28	
	6	860275	SPRING	2		4.5-130L		
	7	544645	EYE BOLT	2		M6X30	M6X30	
	8	127239	WASHER	2	10	M6 ミ ^カ キ ^ル	M6	
	9	127298	NUT M6	4	5	M6 2 ^シ ユ	M6	
	10	860276	BOOM PIPE	1		G38642-2940L	2940L	
	11	860277	PLATE NUT	1		M10	M10	
	12	817008	BOLT	2	5	M10X25	M10X25	
	13	040203	WASHER 10.5X30XT3.2	2		10.5X30XT3.2	10.5X30XT3.2	
	14	126532	SCREW HEX CAP	1	5	M10X40	M10X40	
	15	127433	HEXAGON NUT	2	5	M10 2 ^シ ユ	M10	

Status	Position	Parts Number	Parts Name	Unit Quantity	Set Unit Quantity	Specification	Remarks	Maker code
	1	862884		1				
	2	865596	LEVER	1				
	3	069553	GREASE NIPPLE	1		A-MT6X1が ^タ	A-MT6X1	
	4	022901	WASHER	2	5	M16 ミ ^カ キ ^ル	M16	
	5	014735	COTTER PIN 3X28	1	5	3X28	3X28	
	6	860275	SPRING	2		4.5-130L		
	7	544645	EYE BOLT	2		M6X30	M6X30	
	8	127239	WASHER	2	10	M6 ミ ^カ キ ^ル	M6	
	9	127298	NUT M6	4	5	M6 2 ^シ ユ	M6	
	10	860276	BOOM PIPE	1		G38642-2940L	2940L	
	11	860277	PLATE NUT	1		M10	M10	
	12	817008	BOLT	2	5	M10X25	M10X25	
	13	040203	WASHER 10.5X30XT3.2	2		10.5X30XT3.2	10.5X30XT3.2	
	14	126532	SCREW HEX CAP	1	5	M10X40	M10X40	
	15	127433	HEXAGON NUT	2	5	M10 2 ^シ ユ	M10	

53. BSA-500-1.5/BSA-500-2.0
BOOM STAND




Status	Position	Parts Number	Parts Name	Unit Quantity	Set Unit Quantity	Specification	Remarks	Maker code
--------	----------	--------------	------------	---------------	-------------------	---------------	---------	------------

Status	Position	Parts Number	Parts Name	Unit Quantity	Set Unit Quantity	Specification	Remarks	Maker code
	1	862814	BRACKET ASSY	1				
	2	862817	BRACKET ASSY	1				
	3	862819	PACKING	2				
	4	862820	CLIP	6		2K54 ニ7コ		
	5	080132	BOLT HEX	4	5	M8X30	M8X30	
	6	126232	WASHER SPRING	4	10	M8 2コ ⁺ ウ	M8	
	7	156851	PLAIN WASHER	8		8.5X35XT4.5	8.5X35XT4.5	
	8	126201	HEX FANGE NUT	4	5	M8	M8	

Status	Position	Parts Number	Parts Name	Unit Quantity	Set Unit Quantity	Specification	Remarks	Maker code
	1	880298	STICKER	2		MADE IN JAPAN		
	2	880279	STICKER	2		BSA-500MARUYAMA		
	3	150651	REFLECTOR	2		スコッチライト アカ		
	4	880293		1		ハイコンケイトウズ		
	5	880294		1		メンテナンスイテランヒヨウ		
	6	880290		1		チユウイブ ームソウサレバ ー		
	7	880276		1		フムコツクソウサ		
	8	880277		1		チユウシヤブ レーキ		
	9	880296		1		2ホウコツクトリアツカイ		
	10	880297		1		ヒユース		
	11	880275		1		デ フロツクレバ ー		
	12	880280		1		ヒダ リノズ ル-カイ-ヘイ		
	13	880281		1		ナカノズ ル-カイ-ヘイ		
	14	880282		1		ミギ ノズ ル-カイ-ヘイ		
	15	860309	LABEL	1		スロツトル		
	16	880295		1		ブ ーム コウ-テイ		
	17	880283		1		ヒダ リフ ーム-カイ-ヘイ		
	18	880284		1		ミギ ブ ーム-カイ-ヘイ		
	19	173916	LABEL	1		11420-8752-0		1142087520
	20	880278		1		フタカイヘイ		
	21	685242	LABEL	1		テンションアームカクト		
	22	880291		1		HST-セ ンシン-N		
	23	880285		1		ブ ームチユウイ		
	24	880287		1		フムヨウボ ンブ ONOFF		
	25	880288		1		チヨウアツタ イヤル		
	26	880289		1		フツク		
	27	880292		1		フクヘンソク-サンブ		
	28	880286	STICKER	2		ベ ジ キング		
	29	880257		1		チユウユ		

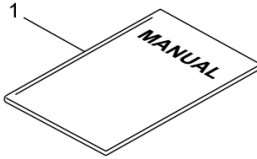
55. BSA-500-1.5/BSA-500-2.0
WARNING LABEL

<p>1</p> <p>Peligro</p> <p>Para evitar accidentes resultando en herida grave o muerte, no utilice maquinaria en terreno desigual o pendientes mayores a 15 grados.</p>	<p>2</p> <p>Precaución</p> <p>No remolque la máquina de lado. Siempre remolque la máquina en forma recta.</p>	<p>3</p> <p>Precaución</p> <p>○ Cuando se aplique el diferencial, mantenga el volante en una posición recta. ○ No doble cuando el diferencial está aplicado.</p>	<p>4</p> <p>Peligro</p> <p>Esta máquina no puede ser conducida por la calle y se debe cargar en camión, etc.</p>
<p>5</p> <p>Precaución</p> <p>¡Caliente!</p> <p>Tocar este elemento puede causar quemaduras severas.</p>	<p>6</p> <p>Peligro</p> <p>Los gases del escape son nocivos al cuerpo humano. No operar la máquina dentro de estructuras ni en áreas de ventilación inadecuadas.</p>	<p>7</p> <p>Precaución</p> <p>¡No Introducir Fuego!</p> <p>Use aceite Diesel. Apague el motor antes de rellenar el tanque.</p>	<p>8</p> <p>Precaución</p> <p>○ Desenganche el freno de emergencia antes de manejar. ○ Aplique el freno de emergencia cuando se estacione.</p>
<p>9</p> <p>Precaución</p> <p>Antes de inspeccionar, dar servicio, ajustes o limpieza asegúrese de que el motor está apagado. Retire la llave de la ignición. Asegúrese que todas las tapas estén en su lugar y sujetadas antes de poner en marcha el motor.</p>	<p>10</p> <p>Precaución</p> <p>Durante el funcionamiento del equipo no coloque sus manos u objetos. Hay riesgo de que sean aplastados.</p>	<p>11</p> <p>Peligro</p> <p>No use ni recargue la batería cuando el nivel de fluido está bajo, ya que esto puede causar que la pila se parta. (Explosión).</p> <p>Precaución</p> <p>Deslice el terminal negativo del cabo de la pila antes de cargar o inspeccionar/ajustar la pila.</p>	<p>12</p> <p>Precaución</p> <p>Lee cuidadosamente el manual del operador y asegúrese de conocer el contorno de la máquina para ejecutar una operación segura.</p> <p>Apague el motor y remueva la llave antes de llevar a cabo una inspección, ajuste, o limpieza de la máquina.</p>
<p>13</p> <p>Peligro</p> <p>○ Jamás cargue directamente de ninguna fuente de agua potable, lagos o lagunas utilizadas para acuicultura. ○ Desarrollar un plan de aspersión y mezcle la cantidad justa de químicos para evitar sobrestres.</p> <p>Precaución</p> <p>Maneje con mucha precaución los agentes químicos. Lea cuidadosamente el manual de utilización de los agentes químicos y aplíquelos correctamente.</p>	<p>14</p> <p>Precaución</p> <p>○ Opere las barras después de confirmar que nadie esté cerca de la máquina. ○ Opere las barras desde el asiento del operador.</p>	<p>15</p> <p>Precaución</p> <p>Después de haber frenado el equipo y de que la máquina se haya detenido por completo, coloque la palanca HST en posición neutral "N"; de lo contrario la máquina podría ponerse en marcha sorpresivamente y crear una situación peligrosa.</p>	<p>16</p> <p>Precaución</p> <p>○ No se pare aquí. Corre el riesgo de caer.</p>
<p>17</p> 	<p>18</p> <p>Precaución</p> <ol style="list-style-type: none"> No sobrecargue el tanque (tanque químico y accesorios de aspersión instalados). La máquina puede llevar un solo pasajero. Solamente una sola persona debe montarse en la máquina. No doblar agudamente cuando viaje a alta velocidad. Mantenga el curso de viaje y la trayectoria para ingresar al campo. Conduzca a baja velocidad durante la operación del equipo o cuando se encuentre en terrenos inclinados. Use el freno de motor cuando este bajando por colinas. Apague el motor y remueva la llave antes de salir del asiento de motorista. Use el freno de emergencia y aplique cuñas a los neumáticos cuando se apaga la máquina. Deje de operar si percibe cualquier peligro. 	<p>19</p> <p>Peligro</p> <p>Use ropa que le queda cómoda. Tenga lista su ropa protectora, mascarilla, anteojos protectores, guantes de caucho, zapatos especiales para el trabajo de campo (botas), etc., y vistase apropiadamente durante su jornada de trabajo.</p> <p>Siga las instrucciones abajo cuando cargue o descargando la máquina de un camión:</p> <ol style="list-style-type: none"> Cargue o descargue la máquina en terrenos planos y con la presencia de un asistente para asistirlo. Mantenga un espacio apropiado entre la persona y la máquina. Use raupas resistentes con película anti derrape, resistentes y del tamaño apropiado. Mantenga el ángulo de inclinación de las rampas a 15 grados o menos. Vacíe el tanque químico y cargue o descargue la máquina a baja velocidad. Cuando se cargue la máquina al camión, apague el motor, aplique el freno de emergencia, y fije la máquina al camión con cuerdas en los puntos especificados. <p>Siga las direcciones abajo cuando esté entrando o saliendo de un campo:</p> <ol style="list-style-type: none"> Siempre ingrese o salga del campo a baja velocidad orientando la máquina perpendicularmente a la inclinación. Úntese al campo diagonalmente, ya que la máquina podría voltear. Mantenga la inclinación del ángulo de entrada al campo a 15 grados y si la entrada al campo es muy blanda, solidifique la fundación con concreto, piedritas, etc. 	

Status	Position	Parts Number	Parts Name	Unit Quantity	Set Unit Quantity	Specification	Remarks	Maker code
--------	----------	--------------	------------	---------------	-------------------	---------------	---------	------------

Status	Position	Parts Number	Parts Name	Unit Quantity	Set Unit Quantity	Specification	Remarks	Maker code
	1	869745		1		テントウ		
	2	880259		1		ケンイン		
	3	880260		1		デ`フロツク		
	4	880261		1		ド`ウロソウコウ		
	5	880262	LABEL	1		コウオン		
	6	880263		1		ハイキカ`ス		
	7	880264		1		カキカ`ソキン-ケイユ		
	8	880265		1		ブ`レーキカクエン		
	9	880266		1		テンケン		
	10	880267		1		チュウイ・ハサマレ		
	11	880268		1		バ`ツテリエキコード`		
	12	880269		1		トリセツテンケン		
	13	880270		1		スイケ`ン、ヤクザ`イ		
	14	880272		1		ブ`ームソウサ		
	15	880273		1		ブ`レーキベ`ダ`ルソウサ		
	16	880274		2		ウエニ/ラナイコト		
	17	866073	LABEL	1		クボ`タTA040-49571		
	18	880258		1		ウンテン		
	19	880271		1		フクソウ、トラツク、ホジ`ヨウ		

56. BSA-500-1.5/BSA-500-2.0
ACCESSORIES



Status	Position	Parts Number	Parts Name	Unit Quantity	Set Unit Quantity	Specification	Remarks	Maker code
--------	----------	--------------	------------	---------------	-------------------	---------------	---------	------------

Status	Position	Parts Number	Parts Name	Unit Quantity	Set Unit Quantity	Specification	Remarks	Maker code
	1	871109		1		BSA-500 スペイ	BSA-500	